

Oracle® Purchasing

11i XML Transaction Delivery Setup Guide

Release 11.5.8

August 2002

Part No. A96668-02

ORACLE®

Oracle Purchasing 11i XML Transaction Delivery Setup Guide, Release 11.5.8

Part No. A96668-02

Copyright © 2002, Oracle Corporation. All rights reserved.

Primary Author: Vic Mitchell

Contributing Authors: Sanjay Bhasin, Rachel Korte

The Programs (which include both the software and documentation) contain proprietary information of Oracle Corporation; they are provided under a license agreement containing restrictions on use and disclosure and are also protected by copyright, patent and other intellectual and industrial property laws. Reverse engineering, disassembly or decompilation of the Programs, except to the extent required to obtain interoperability with other independently created software or as specified by law, is prohibited.

The information contained in this document is subject to change without notice. If you find any problems in the documentation, please report them to us in writing. Oracle Corporation does not warrant that this document is error-free. Except as may be expressly permitted in your license agreement for these Programs, no part of these Programs may be reproduced or transmitted in any form or by any means, electronic or mechanical, for any purpose, without the express written permission of Oracle Corporation.

If the Programs are delivered to the U.S. Government or anyone licensing or using the programs on behalf of the U.S. Government, the following notice is applicable:

Restricted Rights Notice Programs delivered subject to the DOD FAR Supplement are "commercial computer software" and use, duplication, and disclosure of the Programs, including documentation, shall be subject to the licensing restrictions set forth in the applicable Oracle license agreement. Otherwise, Programs delivered subject to the Federal Acquisition Regulations are "restricted computer software" and use, duplication, and disclosure of the Programs shall be subject to the restrictions in FAR 52.227-19, Commercial Computer Software - Restricted Rights (June, 1987). Oracle Corporation, 500 Oracle Parkway, Redwood City, CA 94065.

The Programs are not intended for use in any nuclear, aviation, mass transit, medical, or other inherently dangerous applications. It shall be the licensee's responsibility to take all appropriate fail-safe, backup, redundancy, and other measures to ensure the safe use of such applications if the Programs are used for such purposes, and Oracle Corporation disclaims liability for any damages caused by such use of the Programs.

Oracle is a registered trademark, and Oracle*MetaLink* is a trademark or registered trademark of Oracle Corporation. Other names may be trademarks of their respective owners.

Contents

Send Us Your Comments	vii
Preface.....	ix
Intended Audience	ix
Structure.....	ix
Related Documents.....	x
Documentation Accessibility	xi
1 Overview of Purchasing XML Architecture and Process Models	
Purchase Orders and Change Orders.....	1-1
Benefits.....	1-2
Advance Shipment Notices.....	1-2
Benefits.....	1-3
Architectural Overview	1-3
Software Requirements.....	1-3
Pre-requisites.....	1-3
2 Model 1: Purchasing XML Documents through Oracle Exchange	
Model 1 Process Step by Step.....	2-2
1. Oracle Purchasing - Buyer Company	2-2
2. Oracle Workflow APIs (Buyer Company)	2-3
3. Oracle XML Gateway (Buyer Company)	2-3
4. Oracle Transport Agent (OTA) - Buyer's System and Oracle Exchange.....	2-4
5. Transaction Delivery on Exchange	2-4

6. OTA on Exchange (Outbound Document)	2-5
7. Supplier's System.....	2-5
XML Document Routing.....	2-5
Model 1 Implementation	2-6
1. Setup by Buyer in Oracle Purchasing 11i.....	2-6
2. Setup by Buyer in Oracle XML Gateway	2-7
3. Process Submission by Buyer.....	2-17
4. Setup by Buyer and Supplier in Oracle Exchange	2-18
5. Setup on Supplier's System.....	2-26

3 Model 2: Purchasing XML Documents Directly with the Supplier

Model 2 Process Step by Step for Purchase and Change Orders	3-2
1. Oracle Purchasing - Buyer Company	3-2
2. Oracle Workflow APIs (Buyer Company)	3-3
3. Oracle XML Gateway (Buyer Company)	3-3
4. Oracle Transport Agent (OTA) in Buyer's System	3-3
5. Supplier's System.....	3-4
XML Document Routing.....	3-4
Model 2 Process Step by Step for ASNs	3-5
1. Supplier's System.....	3-6
2. Oracle Transport Agent (OTA) in Buyer's System	3-6
3. Oracle Workflow APIs (Buyer Company)	3-7
4. Oracle XML Gateway (Buyer Company)	3-7
5. Oracle Purchasing - Buyer Company	3-7
XML Document Routing.....	3-8
Model 2 Implementation for Purchase and Change Orders	3-9
1. Setup by Buyer in Oracle Purchasing 11i.....	3-9
2. Setup by Buyer in Oracle XML Gateway	3-9
3. Process Submission by Buyer.....	3-15
4. Setup on Supplier's System.....	3-16
Model 2 Implementation for ASNs	3-17
1. Setup by Buyer in Oracle Purchasing 11i.....	3-17
2. Setup by Buyer in Oracle XML Gateway	3-22
3. Process Submission by Buyer.....	3-26
4. Buyer Testing.....	3-28

5. Setup on Supplier's System.....	3-30
Code Converted Fields.....	3-30
4 Troubleshooting	
Purchase and Change Orders	4-1
ASNs.....	4-2
5 Oracle Workflow Events and Subscriptions	
Events	5-1
Outbound Transactions	5-1
Inbound Transactions	5-2
Subscriptions	5-2
Workflow Error Notification	5-3
Implementation Steps in Oracle Workflow Business Event System.....	5-4
A Appendix A: DTDs used in Oracle Purchasing XML Documents	
Purchase Order.....	A-2
PROCESS_PO DTD	A-2
Process PO Element Usage (process_po_007.xgm)	A-4
Change Order	A-28
CHANGE_PO DTD.....	A-28
Change PO Element Usage (change_po_006.xgm).....	A-30
Advance Shipment Notice (ASN).....	A-54
SHOW_SHIPMENT DTD.....	A-54
SHIPMENT_EXTENSIONS DTD.....	A-57
Show Shipment Element Usage (show_shipment_005.xgm).....	A-57
OAGIS_EXTENSIONS DTD.....	A-72
Other OAGI DTDs	A-78
oagis_segments.dtd	A-78
oagis_resources.dtd	A-89
oagis_fields.dtd	A-89
oagis_domains.dtd	A-103
oagis_entity_extensions.dtd.....	A-104

B Appendix B: Sample XML Documents

PROCESS_PO	B-1
CHANGE_PO	B-10
SHOW_SHIPMENT	B-17

C Appendix C: XML Gateway Envelope Information

Index

Send Us Your Comments

Oracle Purchasing 11*i* XML Transaction Delivery Setup Guide, Release 11.5.8

Part No. A96668-02

Oracle Corporation welcomes your comments and suggestions on the quality and usefulness of this document. Your input is an important part of the information used for revision.

- Did you find any errors?
- Is the information clearly presented?
- Do you need more information? If so, where?
- Are the examples correct? Do you need more examples?
- What features did you like most?

If you find any errors or have any other suggestions for improvement, please indicate the document title and part number, and the chapter, section, and page number (if available). Please e-mail your comments to mfgdoccomments_us@oracle.com. In the e-mail Subject line, enter Attn: Oracle Purchasing 11*i* XML Transaction Delivery Setup Guide.

If you would like a reply, please give your name, telephone number, and (optionally) e-mail address.

If you have problems with the software, please contact your local Oracle Support Services.

Preface

Welcome to the *Oracle Purchasing 11i XML Transaction Delivery Setup Guide*.

Intended Audience

This guide assumes that you have a working knowledge of:

- The principles and customary practices of your business area.
- The Oracle Applications graphical user interface.
- Oracle Purchasing and Oracle XML Gateway implementation.
- Optionally, knowledge of implementing Oracle Exchange.

Structure

This guide provides information you need to set up the Purchasing XML document transmission feature.

Chapter 1 Overview of Purchasing XML Architecture and Process Models

This chapter provides an introduction to the architecture, document transmission models, and software requirements to successfully implement the Purchasing XML document transactions.

Chapter 2 Purchasing XML Documents through Oracle Exchange

This chapter contains an overview of Model 1 (via Exchange) transaction processing and step-by-step instructions to complete the setup.

Chapter 3 Purchasing XML Documents Directly with the Supplier

This chapter contains an overview of Model 2 (directly with supplier) transaction processing and step-by-step instructions to complete the setup.

Chapter 4 Troubleshooting

Here you will find some suggestions when XML documents are not being delivered.

Chapter 5 Oracle Workflow Events and Subscriptions

This chapter describes the Oracle predefined workflow events and subscriptions should you need to customize workflows.

Appendix A DTDs used in Oracle Purchasing XML Documents

Appendix B Sample XML Documents

Appendix C XML Gateway Envelope Information

Related Documents

There are several documents that are referenced within this document that you may want to have available:

- *Oracle Applications Release11i Implementation Manual*
- *Oracle Applications System Administrator's Guide*
- *Oracle Transport Agent - Installation document*
- *Oracle Exchange and Oracle Sourcing Company Administration Guide, Release 6.2.2*
- *Oracle Exchange Online Help*
- *Oracle Payables User's Guide*
- *Oracle Purchasing User's Guide*
- *Oracle XML Gateway User's Guide*
- *Oracle Manufacturing APIs and Open Interfaces Manual*
- *Oracle Purchasing eTechnical Reference Manual, Release 11i*, available on OracleMetaLink accessible via <http://www.oracle.com/support/>

You might also want to look at the Open Applications Group (OAGI) Web site:

- <http://www.openapplications.org>

Documentation Accessibility

Our goal is to make Oracle products, services, and supporting documentation accessible, with good usability, to the disabled community. To that end, our documentation includes features that make information available to users of assistive technology. This documentation is available in HTML format, and contains markup to facilitate access by the disabled community. Standards will continue to evolve over time, and Oracle Corporation is actively engaged with other market-leading technology vendors to address technical obstacles so that our documentation can be accessible to all of our customers. For additional information, visit the Oracle Accessibility Program Web site at <http://www.oracle.com/accessibility/>.

Accessibility of Code Examples in Documentation JAWS, a Windows screen reader, may not always correctly read the code examples in this document. The conventions for writing code require that closing braces should appear on an otherwise empty line; however, JAWS may not always read a line of text that consists solely of a bracket or brace.

Accessibility of Links to External Web Sites in Documentation This documentation may contain links to Web sites of other companies or organizations that Oracle Corporation does not own or control. Oracle Corporation neither evaluates nor makes any representations regarding the accessibility of these Web sites.

Overview of Purchasing XML Architecture and Process Models

This guide discusses implementing the XML transmission of Oracle Purchasing 11i purchase order information from the buyer's Oracle Applications system to the supplier's (seller's) system. It also discusses implementing the XML transmission of advance shipment notices (ASNs) from the supplier's system to the buyer's Oracle Applications system.

This chapter covers the following overview topics:

- [Purchase Orders and Change Orders](#) on page 1-1
- [Advance Shipment Notices](#) on page 1-2
- [Architectural Overview](#) on page 1-3

Purchase Orders and Change Orders

The following two PO XML process models are supported and described in this document:

- Model 1: Oracle Purchasing XML documents to the supplier by way of the Oracle Exchange hub.
- Model 2: Oracle Purchasing XML documents to the supplier directly.

Both methods use XML messages generated in Oracle Purchasing for transmitting purchase order information to the supplier. The first phase of this project supports the following Oracle Purchasing documents:

1. New Purchase Order (Standard, Release)
2. Change Purchase Order (Standard, Release)

In Oracle Exchange, two new XML documents (PROCESS_PO_007 and CHANGE_PO_006) have been added specifically for this solution. Both of these XML documents are pass-through documents that are not stored in Oracle Exchange. (The existing purchase order XML documents in Oracle Exchange continue to be supported. That is, the existing XML Inbound PO (ADD_PO_003) and Outbound PO (PROCESS_PO_003) transactions are still available on the Exchange. Both these existing documents are stored on the Exchange.)

Benefits

Using XML to transmit Oracle Purchasing purchase orders enables a buyer to accurately and securely send purchase order information to the supplier. Buyers can also send information relating to changes made to an existing purchase order. The XML technology used in this integrated solution requires only a one-time setup by the buyer and supplier.

Oracle uses Open Applications Group, Inc. (OAGI) standards to enable this integration. OAGI standards are well established and widely accepted in the industry. Standard OAGI XML documents Process PO and Change PO are used in this solution, and the OAG Integration Specification (OAGIS), Release 7.2.1, is used for this purpose.

Advance Shipment Notices

Advance shipment notices (ASNs) support the direct model (Model 2) only. The supplier sends the ASN directly to the buyer. Oracle Exchange cannot be used as a hub through which to send and receive these ASNs. (The ASNs currently used by Exchange use the SHOW_DELIVERY_007 XML document. Oracle Purchasing uses SHOW_SHIPMENT_005.) To receive ASNs from the supplier directly into Purchasing, use the SHOW_SHIPMENT_005 XML document as described in this guide.

The ASNs are imported into Oracle XML Gateway, then the Receiving Open Interface. The clerk or system administrator must then run the Receiving Transaction Processor to move the ASN data from the Receiving Open Interface to the receiving tables in Purchasing. The buyer or clerk can then view and receive against the ASN using iSupplier Portal or the receiving windows in Purchasing.

Once the ASN data is in the Receiving Open Interface, the functionality in Purchasing is the same as for any data in the Receiving Open Interface.

Benefits

Using XML to transmit ASNs enables buyers or clerks to reconcile expected delivery (the ASN) with actual delivery and to expedite the receiving process. The ASNs can also be used for drop shipments, where a buyer orders items from a supplier, who ships directly to the customer. [Chapter 3](#) describes this flow in more detail. The XML technology used in this integrated solution requires only a one-time setup by the buyer and supplier.

Oracle uses OAGI standards to enable this integration. OAGI standards are well established and widely accepted in the industry. The standard OAGI XML document Show Shipment is used in this solution, and the OAG Integration Specification (OAGIS), Release 7.2.1, is used for this purpose.

Architectural Overview

The transactions discussed in this guide require the following software and prerequisites.

Software Requirements

Whether you are implementing purchase orders, change orders, or ASNs, the following software requirements apply:

- Oracle Applications Release 11*i*
- Oracle XML Gateway
- Oracle Transport Agent installed on Oracle Applications Release 11*i*

If you are implementing purchase orders or change orders using the Model 1 (via Exchange) method, the following, additional software requirements apply:

- Oracle Exchange Release 6.2.1 or later
- Oracle Transport Agent or webMethods installed on Oracle Exchange

If you are implementing ASNs, you must also have iSupplier Portal installed.

Pre-requisites

Whether you are implementing purchase orders, change orders, or ASNs, the following prerequisites apply:

- XML Gateway is installed and operational on the buyer's Oracle Applications Release 11*i* instance.

- Oracle Transport Agent (OTA) is installed and operational on the buyer company's Oracle Applications Release 11*i* instance.

If you are implementing purchase orders or change orders using the Model 1 (via Exchange) method, the following, additional prerequisites apply:

- OTA or webMethods is installed and operational on the Oracle Exchange instance that will be used as a hub to transmit the XML messages.
- The XML patch to enable PROCESS_PO_007 and CHANGE_PO_006 XML documents is applied on Oracle Exchange. The patch number for Release 6.2.2 is 2254712.

Model 1: Purchasing XML Documents through Oracle Exchange

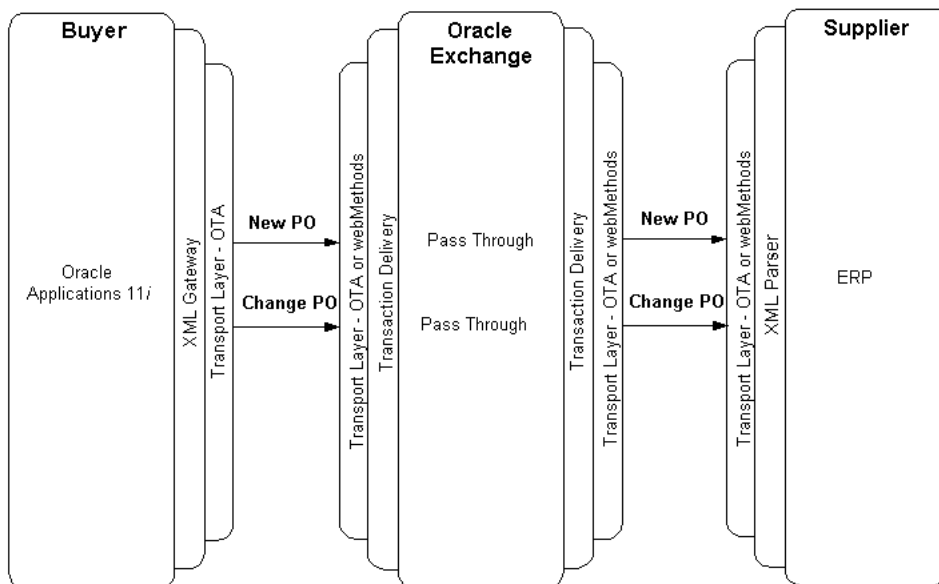
This chapter covers the following topics related to a Model 1 implementation:

- [Model 1 Process Step by Step](#) on page 2-2
- [Model 1 Implementation](#) on page 2-6

Model 1 describes the process in which Oracle Purchasing XML documents are sent from the buyer's Oracle Applications system to the supplier's system through Oracle Exchange. The major components of Model 1 are:

- The buyer's Oracle Purchasing 11i system, which includes Oracle XML Gateway and Oracle Transport Agent (OTA). Here the Process PO and Change PO transactions are recorded, and a corresponding XML document is generated and transmitted to the hub.
- Oracle Exchange, the hub that receives the XML documents from the buyer's system, performs appropriate data conversions, and sends the XML documents to supplier's system.
- The supplier, who receives the XML documents from Oracle Exchange and records the documents in the supplier's system.

Figure 2–1 Model 1: Buyer's System via Exchange Hub to Supplier's System



Model 1 Process Step by Step

This section describes the process used for Model 1 in detail, including the flow of XML documents from the buyer's Oracle Applications system through the Exchange hub and into the supplier's system.

1. Oracle Purchasing - Buyer Company

When a buyer creates a new approved purchase order (PO) in Oracle Purchasing, a new PO document is recorded in the system. In addition, when a buyer makes changes to an existing PO, the change is recorded as a revision to the PO document. The data contained in these PO documents is used to generate XML documents. The documents entered in Oracle Purchasing and included in this integration solution are:

- Standard PO
- Change Standard PO
- Release against Blanket PO
- Change Release

2. Oracle Workflow APIs (Buyer Company)

When a PO or release is created and approved, the workflow APIs trigger XML Gateway, which sends the PO ID (system ID) to an Advance Queue (AQ) for XML Gateway.

3. Oracle XML Gateway (Buyer Company)

XML Gateway is the product that generates an XML document based on the following:

- PO document data in Oracle Applications.
- Document type definitions (DTDs) stored in Oracle Applications.
- Setup in XML Gateway including optional data mapping.

XML Gateway receives the PO ID from the AQ and generates a corresponding XML document. Additionally, XML Gateway provides optional data mapping that enables the buyer to convert certain data in the XML document before transmitting it to the supplier.

The following table lists the type of XML documents generated for each type of PO event:

Table 2–1 Purchasing Events and Related XML

Oracle Purchasing Event	XML Document Generated
Standard PO	PROCESS_PO_007
Change Standard PO	CHANGE_PO_006
Release against Blanket PO	PROCESS_PO_007
Change Release	CHANGE_PO_006

XML Gateway passes the generated XML document to an AQ to be picked up by Oracle Transport Agent.

Additional Information: Refer to [Appendix A](#) for a review of the DTDs used for the Process PO and Change PO XML documents. Also provided is a description of the relevant fields used in these DTDs.

4. Oracle Transport Agent (OTA) - Buyer's System and Oracle Exchange

OTA offers a message transport layer between two systems. The key benefit is a guaranteed, exactly one-time delivery of the message over HTTP(S), when both systems are using OTA. In Oracle Exchange, webMethods may be used as the transport layer instead of OTA.

The transport layer (OTA) in the buyer's Oracle Applications system picks up the XML document from the outbound queue mentioned in the previous step (from XML Gateway). When OTA in the buyer's system communicates with the transport layer (OTA or webMethods) on the Exchange, the XML document is sent to Oracle Exchange over the Internet. The security of the document when transmitted depends on whether an HTTP or HTTPS protocol is set up for transmission. (See [Hub Definitions Window](#) on page 2-8.)

OTA or webMethods on Exchange receives the XML document and delivers it to an inbound AQ that passes it to the transaction delivery layer on the Exchange.

5. Transaction Delivery on Exchange

Transaction delivery installed on Oracle Exchange performs a similar function to XML Gateway installed on the buyer's Oracle Applications system. Once OTA or webMethods hands over the document to transaction delivery, it is validated against the stored XML DTD. Then the data in the XML document is converted according to the data mapping set up on Exchange by the buyer and supplier. The data mapping feature on the Exchange allows the buyer and supplier to retain their preferred values in their respective systems for the following fields:

- Country Code
- Currency Code
- FOB Code
- Freight Carrier Code
- Freight Terms
- Payment Method
- Payment Terms
- Trading Partner
- Unit of Measurement

After data mapping is completed, transaction delivery passes the XML document to OTA or webMethods on the Exchange through an outbound queue.

Note: The XML documents sent by the buyer's system are pass-through documents for the Exchange. This means the content of these documents is not stored on the Exchange or available for viewing on the Exchange.

6. OTA on Exchange (Outbound Document)

OTA or webMethods on the Exchange picks up the XML document from the outbound AQ and delivers the document to the supplier's system over the Internet. The method of delivery uses the communication method selected by the supplier company's administrator on the Exchange. (See [Set Up Transaction Delivery on Exchange](#) on page 2-19.)

7. Supplier's System

The supplier needs to perform the necessary setup in its system to enable the receiving of the XML documents transmitted by the buyer via the Exchange hub.

Additional Information:

- [Appendix B](#) provides sample XML documents for Process PO and Change PO DTDs.
 - There is no XML document generated when a blanket PO is entered or changed. Instead the XML document is generated only when a release is entered or changed.
 - The Process PO and Change PO solution may be used with a hub other than Oracle Exchange for routing messages from the buyer's to the supplier's system. In this case, however, the transport layer on that hub may be different, and data mappings may or may not be offered by that hub.
-
-

XML Document Routing

A set of message attributes is transmitted with the business (purchase order) XML document. Collectively, these attributes are called the XML Gateway envelope. The information in the XML Gateway envelope is automatically generated for each XML document using setup in XML Gateway. Values entered in the Trading Partner Setup window, such as the Source Trading Partner Location Code and Destination Trading Partner Location Code, are sent as part of the envelope.

The envelope information allows proper routing and transmission of the XML document. This information is important for the receiving system to identify and authenticate the sender of the XML document. Understanding this information may be useful for troubleshooting purposes, or it may be useful to the supplier in receiving the XML document.

See also: [Appendix C](#) discusses in detail the XML Gateway envelope and its source of data for creation.

Model 1 Implementation

The following section describes the setups required in Oracle Exchange, Oracle Purchasing, Oracle XML Gateway, and the supplier's system to enable the Oracle Purchasing XML documents to be transmitted from the buyer to the supplier.

These steps are described in detail in the following sections:

1. Setup by the buyer in Oracle Purchasing 11*i*.
2. Setup by the buyer in Oracle XML Gateway:
 - Hubs Definitions window
 - Trading Partner Setup window
 - System administrator profile options
3. Process submission by the buyer.
4. Setup by both buyer and supplier in Oracle Exchange.
5. Setup on the supplier's system.

1. Setup by Buyer in Oracle Purchasing 11*i*

There is no specific setup step required in Oracle Purchasing 11*i* for generating and transmitting purchasing XML documents. Note, however, that the XML documents are generated for each supplier and supplier site. Also, the generation and transmission of XML documents is based on the following:

- Supplier and supplier site setup in Oracle Purchasing.
- Corresponding trading partner setup for each supplier and supplier site in the XML Gateway.

If the buyer uses a multiple organizations installation of Oracle Applications, then the corresponding setup in XML Gateway needs to be performed for each supplier and supplier site in different organizations.

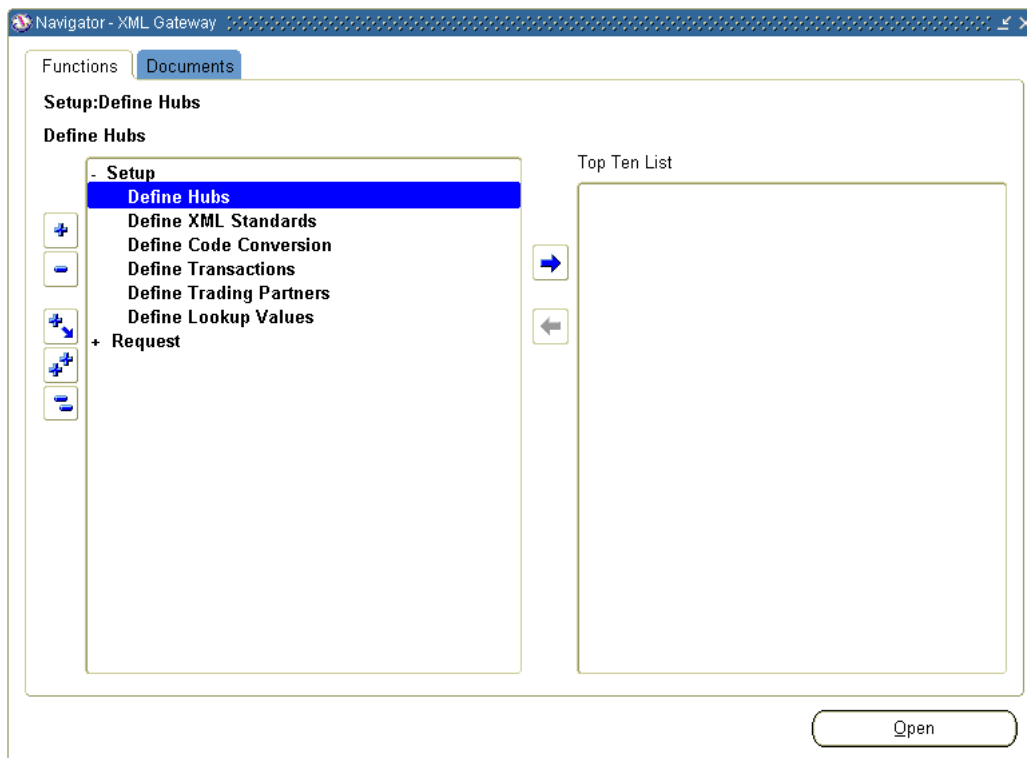
See also: For information about setting up suppliers and supplier sites in Oracle Purchasing, see the *Oracle Payables Users Guide*. For information about setting up trading partners in XML Gateway, see the *XML Gateway Users Guide*.

2. Setup by Buyer in Oracle XML Gateway

For Model 1, the setup by the buyer for Oracle XML Gateway includes entering data in the Hub Definitions window and the Trading Partner Setup window.

Oracle XML Gateway Sign on to Oracle Applications 11i and select the XML Gateway responsibility. Select Define Hubs from the Setup portion of the XML Gateway menu.

Note: If a multiple organizations setup is used in Oracle Applications, the XML Gateway responsibility selected for the sign-on should be defined for the same organization for which the applicable supplier site is defined (the site to which the XML documents will be transmitted).

Figure 2–2 Oracle XML Gateway Menu

Hub Definitions Window

The figure below shows the Hub Definitions window in Oracle XML Gateway. A hub is an integration point within your network, in this case the Internet. Hubs are used to route documents to and from trading partners. Oracle Exchange is an example of a hub. The Hub Definitions window is used to define the hub and the authorized users conducting business via the hub. The hub users entered in this window will appear in the Trading Partner Setup window described later.

Enter the following information in one line about the Buyer's Exchange Company Administrator:

- Enter the **Username** of the trading partner conducting business through the hub (the buyer company's Exchange Administrator *username*).
- Enter the **Password** for the above user (buyer company's Exchange Administrator *password*).
- Enter the **Hub Entity Code** for this user (buyer company's Exchange *Trading Partner ID*). You can find the buyer's Hub Entity Code—which is the same as the Exchange Trading Partner ID—on the Exchange, in the Trading Partner Directory. When XML transactions are delivered, the Hub Entity Code will appear in the XML envelope information to identify the source of the message.

Trading Partners Setup Window

Select Define Trading Partners from the Setup portion of the XML Gateway menu.

The Trading Partner Setup window (see [Figure 2-4](#)) is used to enable messages for the trading partner (the supplier). This window enables a message to be processed through the Oracle XML Gateway engine. In XML Gateway, the term *trading partner* refers to a supplier at a particular site (address) with which you exchange messages. Since a given supplier may have several sites, you must define one trading partner setup in this window for each supplier site. During message processing by Oracle XML Gateway, trading partner setup data is used to:

- Link a particular address location in Oracle Applications to the trading partner (supplier) definition in XML Gateway.
- Provide a means of telling the execution engine which trading partner message map to use.
- Enable specific transactions for the trading partner (supplier).
- Determine how to deliver the message.

Multiple Organizations Consideration: Trading partner setup in XML Gateway is organization-dependent. This means the list of supplier sites displayed is limited to those defined for the organization linked to the logon responsibility. The setup in this window includes identification of the supplier site, the messages enabled for that site, and the delivery mechanism.

Enter and save the following data in the Trading Partner Setup window:

Header information - Trading Partner Setup Window

The **Trading Partner Type** field defines the type of trading partner, such as Supplier, Customer, Bank, or internal location. Select Supplier from the LOV. Once Supplier is selected, the supplier names and supplier sites are displayed in the Trading Partner Name and Trading Partner Site LOVs.

- In the **Trading Partner Name** field, select the appropriate supplier name from the LOV.
- In the **Trading Partner Site** field, select the applicable supplier site from the LOV. The LOV displays only those supplier sites that are associated with the organization of the logon responsibility.
- The **Company Admin Email** field is for the e-mail address of the supplier administration contact to receive e-mails regarding warnings and errors. These notifications may be initiated by Oracle Workflow or by an action defined in the message map using the Message Designer. Enter the e-mail address of the supplier company's Exchange Administrator here.

Use of the Code Conversion button is described in detail later in this section.

Figure 2–4 Trading Partner Setup Window

The screenshot shows the 'Trading Partner Setup' window. At the top, there are four input fields: 'Trading Partner Type' (Supplier), 'Trading Partner Name' (A. Corp), 'Trading Partner Site' (Long Ridge Road Stamford CT), and 'Company Admin Email' (admin@corp.com). Below these is a 'Code Conversion' button. The main section is titled 'Trading Partner Details' and contains a table with the following columns: Transaction Type, Transaction SubType, Standard Code, External Transaction Type, External Transaction SubType, Direction, Map, Connection/Hub, and Protocol Type.

Transaction Type	Transaction SubType	Standard Code	External Transaction Type	External Transaction SubType	Direction	Map	Connection/Hub	Protocol Type
PO	POCO	OAG	SOC	SOC	OUT	Change PO OC	DIRECT	SMTP
PO	PRO	OAG	SOP	SOP	OUT	PROCESS_P	DIRECT	SMTP
POS_ASN	POS_ASN	OAG	POS_ASN	POS_ASN	IN	POS_ASN		

Details Information (New PO) - Trading Partner Setup Window

In the Trading Partner Details region, enter the information for the New PO document as follows:

- Transaction Type is the standard product short code for the base Oracle Application. These values are defined in the Define Transactions window in XML Gateway (during XML Gateway implementation) and are used internally only by XML Gateway. This field displays an LOV for a combination of the Transaction Type and Transaction Sub Type. Select the value PO with a PRO subtype from the LOV. PO is for Oracle Purchasing, and PRO is for Process PO (new PO document).
- The Transaction Sub Type associated with the Transaction Type selected above is displayed automatically. Transaction subtype is a code for a particular transaction specified by the Transaction Type. The last letter represents the direction of the transaction: I for inbound, O for outbound. PRO is for New PO

outbound document (created in Oracle Applications and sent out to another system).

- The **Standard Code** is automatically displayed. It is the code that was set up in the Define XML Standards window (during XML Gateway implementation). The value OAG is displayed, representing the Open Applications Group.
- The **External Transaction Type** is automatically displayed. It is the primary external identifier for the XML message. These values are defined in the Define Transactions window (during XML Gateway implementation) and are found in the XML Gateway envelope. The value displayed is SOP for New PO.
- The **External Transaction Sub Type** is automatically displayed. It is the secondary external identifier for the XML message. It is defined in the Define Transactions window (during XML Gateway implementation) and is found in the XML Gateway envelope. The value displayed is SOP for New PO.
- The **Direction** field is also automatically displayed. This code identifies the direction of the transaction. The value IN identifies an inbound message, and the value OUT identifies an outbound message. The value displayed is OUT.
- Select a (Message) **Map** from the LOV. This is the name of the map created using XML Gateway Message Designer. Select PROCESS_PO_007 from the LOV. (Although you can customize this map, Oracle does not support the customizations.)
- **Connection/Hub** specifies the message communication method. The communication methods are a DIRECT connection or a hub. The XML message can be sent directly to a trading partner, or sent to a trading partner through a hub. The hub will then communicate the message to the trading partner. Select the Exchange Name defined earlier in the Hub Definitions window from the LOV.
- **Protocol Type** is automatically populated when the Exchange Name is selected. This value comes directly from the Hub Definitions window.
- The **Username** field is for the destination user name used to log in to the receiving server for the server that is identified in the server address. Select a user name from the LOV supplied by the hub definition. The user name is the buyer company's Exchange Administrator *Username* entered in the Hub Definitions window earlier.
- **Password** and **Protocol Address** are automatically populated when a user name is selected in the previous step. The values for these fields were entered earlier in the Hub Definitions window.

- **Source Trading Partner Location Code** is automatically populated when a user name is selected in the previous step. This is the code found in the PARTY_SITE_ID field of the XML Gateway envelope and is used to identify the source of the message (sending organization). Refer to [Appendix C](#) for more information on the XML Gateway envelope.
- **Destination Trading Partner Location Code** is the code for the ultimate recipient of the XML message and is found in the ATTRIBUTE3 field of the XML Gateway envelope. Refer to [Appendix C](#) for more information on the XML Gateway envelope. The hub that is routing this message needs this code. Enter the supplier company's Exchange Trading Partner ID. (You can find the buyer's Exchange Trading Partner ID on the Exchange, in the Trading Partner Directory.)
- **Document Confirmation** is the indicator for the confirmation level that the supplier would like to send.
 - 0 Never send a confirmation.
 - 1 Send a confirmation only if there are errors.
 - 2 Always send a confirmation.This field defaults to 0, which should be accepted.
- XML Gateway provides both Static Routing and Dynamic Routing. **Routing** is the address to route the outbound message to another trading partner when using the Static Routing method. Leave the Routing field blank.

Details Information (Change PO) - Trading Partner Setup Window

Enter information for the Change PO document in the next line of the Trading Partner Details region. All information entered will be same as above for the New PO entered in the previous line, except the following:

- **Transaction Type.** Select PO with a POCO subtype for Change PO. (The External type and subtype will be SOCP.)
- **Map.** Select CHANGE_PO_006 from the LOV.

Note: The setup in the Trading Partners Setup window in XML Gateway should be repeated for each supplier and supplier site for which XML documents will be generated and transmitted by the buyer.

Code Conversion - Trading Partner Setup Window

Code conversion for XML Documents in Oracle XML Gateway is similar to the data mapping in Oracle Exchange that is explained later in this chapter. The Oracle XML Gateway code conversion functionality provides an optional method to cross-reference the codes defined in Oracle Applications to codes used by trading partners, the XML standard, or other standard codes in the transactions. This involves mapping or cross-referencing code values for certain categories such as unit of measure (UOM) and CARRIER. Use of the code conversion functionality is optional.

The code conversion values can be optionally defined in the following three ways, and they apply to the XML documents in this order:

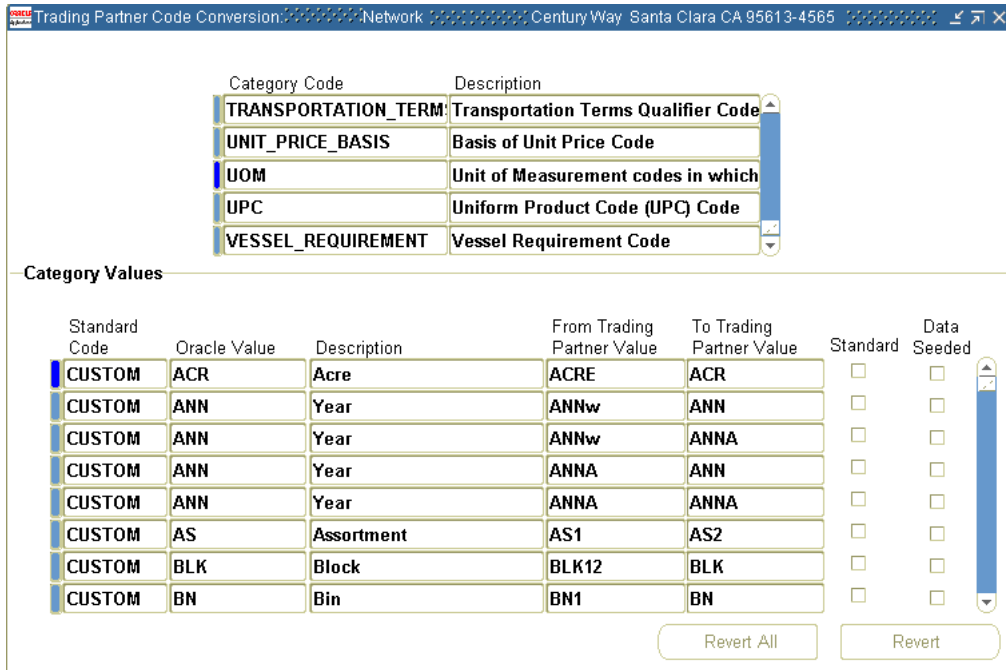
1. Using the Code Conversion button in the Trading Partner Setup window, code conversion values can be defined for that trading partner (supplier and supplier site). These values have preference over the Standard and UNIVERSAL code conversion values defined using the Standard Code Conversion window.
2. Standard conversion code values can be defined via the Standard Code Conversion window that will apply to all trading partners. These come next in the hierarchy of application of code conversion values and have preference over the UNIVERSAL values.
3. Code conversion values marked as UNIVERSAL (a special purpose standard code) come next.

The actual code conversion values are entered in the Standard Code Conversion window and the Trading Partner Code Conversion window. The code conversion window provides a one-to-one code conversion from the Oracle values to an external value. The external code may be the XML standard codes such as OAGI's code, the universal code such as International Standards Organization (ISO) codes, or trading partner (supplier) specific codes.

The figure below shows the Trading Partner Code Conversion window. The Standard Code Conversion window is the same as this window and is accessed from the Setup menu of XML Gateway. As shown, first a Category Code such as CURRENCY_CODE is searched for and selected at the header level. This will display any Standard Code values already entered for this category. Then code values for this trading partner for the selected category may be entered or changed as needed.

See also: *Oracle XML Gateway User's Guide* for further information on the Standard Code Conversion window, Trading Partner Code Conversion window, and the code conversion process.

Figure 2–5 Code Conversion Window



Note: The code conversion in XML Gateway (same as data mapping on the Exchange) should be used in conjunction with the data mapping on the Exchange. The categories (data types) available on the Exchange for mapping may be mapped on the Exchange and need not be converted in XML Gateway. In this case XML Gateway may be used for code conversion of categories other than those mapped in the Exchange. Further data mapping on Exchange is only available at the trading partner level.

To see which code conversions are supported by the XML documents, see [Code Converted Fields](#) on page 3-30.

Set Up System Administrator Profile Options for XML Gateway

Sign on to Oracle Applications 11i and select the System Administrator responsibility. In the System Administrator menu select Profile and then System to open the Find System Profile Values window. Search for each of the following XML Gateway system profiles in the System Profile Values window:

ECX: Log File Path. This is used to define the XML Message and Process Log Directory. Identify the directory in the file system to store the XML message and associated process log file created by XML Gateway. Both the XML message and process log file may be archived or used for troubleshooting.

ECX: System Administrator Email Address. This is used to identify the XML Gateway system administrator or contact person e-mail address to notify when a system or process error is detected.

ECX_OAG_LOGICALID. This is used by the sending application to enter the Identifier in the XML message.

See also: See the *Oracle XML Gateway Implementation Guide* for more details on profile options. See the *Oracle Applications System Administration Guide* for instructions on setting profile options.

3. Process Submission by Buyer

To send the New PO or Change PO XML transactions, be sure the Workflow Agent Listener process is running.

See also: *Oracle Applications User's Guide* for instructions on submitting reports and programs (processes).

To submit the process:

1. In the System Administrator responsibility, open the Submit Request window using the following navigation: Requests > Run.
2. For the request Name, select Workflow Agent Listener.
3. For the Parameter, select WF_DEFERRED as the Agent Name.

You can schedule the process to run at regular intervals, if desired. Choose a frequency that accommodates your transaction volume without affecting system performance.

4. Click OK and Submit.

4. Setup by Buyer and Supplier in Oracle Exchange

The Oracle Exchange instance is the hub used by the buyer's company to send XML messages to the supplier's company.

Register Buyer and Supplier on Exchange

Register the buyer and supplier organization as companies on the Exchange, if not already registered. The Company Administrator for the company should perform the following steps to register a company on the Exchange:

- On the Oracle Exchange **Home** page, click "Sign me up!"
- Select "I want to register my company as an independent entity."
- Step 1: Accept the Administrator Role—whoever registers the company for the first time on Oracle Exchange is the default administrator for the company account. Responsibilities include approving new user accounts for company employees and administering the company's account on the Exchange.
- Step 2: Company Information—provide company information such as an address and phone number.
- Step 3: Exchange Payment—specify how the company will pay for charges it incurs using the Exchange. This information will be used to collect any transaction fees that accrue from using the Exchange.
- Step 4: Personal Information—enter the personal information for the person creating the account. This will be used to set up an individual user account for the Company Administrator, in addition to the company account being created.
- Step 5: Legal Agreement—accept the Terms and Conditions of use applicable to the Exchange where the registration is occurring. These are established by the Oracle Exchange Operator.
- Step 6: Review and Submit—review all the information that has been entered during the registration process. Once verified, submit the registration for approval by the Exchange Operator.

After the registration information is submitted, the approval of the company account is not automatic. Each Oracle Exchange Operator can decide whether to

approve or reject a company's registration. The time for approval of an account on the Exchange will vary by Operator.

Set Up Transaction Delivery on Exchange

Transaction delivery setup on the Exchange involves specifying the communication method for XML documents as follows:

- Log on to the Exchange as the Company Administrator and click the "Company Admin" link.
- Click the Application Setup tab, then click the "Transaction Delivery" link.
- On the **Transaction Delivery** page, the buyer Company Administrator should verify that Purchase Order Inbound (PROCESS_PO_007) and Change PO Inbound (CHANGE_PO_006) are shown in the list of Transaction Types. Starting with Release 6.2.2, you must enable these inbound XML documents, since they will be set to "No electronic delivery" by default. There is no further setup required on this page for these two transactions; just verify that the default communication methods of HTTP and HTTPS are already set up to be used for receiving these two inbound transactions on the Exchange.
- The supplier Company Administrator should also log on to the Exchange and navigate to the **Transaction Delivery** page. On the **Transaction Delivery** page, the supplier Company Administrator should select the Sales Order Outbound (PROCESS_PO_007) from the list of Transaction Types, then click Edit Transaction Type to navigate to the **Edit Transaction Type** page (see [Figure 2-6](#) below). On the **Edit Transaction Type** page, select a communication method and enter applicable details for the method. The communication method specified will be used to send the XML documents from the Exchange. These steps should be repeated for the Change SO Outbound (CHANGE_PO_006) transaction type. The supplier can choose one of the following communication methods:
 - Email (SMTP)
 - HTTP
 - HTTPS
 - Oracle XML Transport Agent using HTTP
 - Oracle XML Transport Agent using HTTPS
 - webMethods using HTTP
 - webMethods using HTTPS

See also: For more information about each of these communication methods and the setup information required to enable them on Exchange, please the *Oracle Exchange and Oracle Sourcing Company Administration Guide*.

Figure 2–6 Edit Transaction Type

Exchange Name

Home Log Off My Profile Help

Welcome Company Billing Application Setup

Edit Transaction Type

Select a transaction communication method, enter details for your selection and press the **Done** button below to apply your changes.

Transaction **Sales Order Outbound (PROCESS_PO_007)**

Format

Step 1: Select a communication method

- No Electronic Delivery
- HTTP
- Oracle XML Transport Agent using HTTP
- WebMethods using HTTP
- HTTPS (Secure HTTP)
- Oracle XML Transport Agent using secure HTTP
- WebMethods using HTTPS

Set Up Data Mapping on the Exchange

Data mapping on the Exchange enables a company to map certain data used in its enterprise resource planning (ERP) system to the data definitions on the Exchange. This allows conversion of data from and to standard data definitions used on the Exchange. The buyer and supplier may optionally map certain data values used in their respective ERP systems.

To change the mapping values, you must connect to the Exchange as your Company Administrator. (If you do not know who your Company Administrator

is, log on to the Exchange, click the My Profile icon, then click "View Company Information.")

To set your data mapping values, access the Company Administrator application (on the Exchange **Home** page, click the "Company Admin" link). Click the Application Setup tab, then click the "Data Mapping" link. On the **Data Mapping** page, the following nine data types can be mapped by a company:

- Country Code
- Currency Code
- FOB Code
- Freight Carrier Code
- Freight Terms
- Payment Method
- Payment Terms
- Trading Partner
- Unit of Measurement

Select the data type you want to map, then click Edit Mapping.

Figure 2–7 Data Mapping

Exchange Name

Home Log Off My Profile Help

Welcome Company Billing Application Setup

Administering for **Gorilla Enterprises** [Change Company](#)

[Application Setup](#) > [Data Mapping](#)

Data Mapping

Select a data type and press the Edit Mapping button to map the ap905sun.us.oracle.com values to your preferred values for transactions sent to and from your company.

Select	Description
<input type="radio"/>	Additional Service
<input type="radio"/>	Carrier for goods to be delivered
<input type="radio"/>	Collect, Prepaid, None
<input type="radio"/>	Container Type
<input type="radio"/>	Country of Origin Code
<input type="radio"/>	Currency in which monetary amounts will be expressed
<input type="radio"/>	Export, Import or Domestic
<input type="radio"/>	Freight on Board Terms
<input type="radio"/>	Method of Payment
<input type="radio"/>	Movement Type
<input type="radio"/>	Service Type
<input type="radio"/>	Terms of Freight
<input type="radio"/>	Terms of Payment
<input type="radio"/>	Trading Partner
<input type="radio"/>	Transportation Details Flag
<input checked="" type="radio"/>	Unit of Measurement codes in which quantities will be expressed

[Edit Mapping](#)

In the figure above, the Unit of Measure data type has been selected for data mapping.

The **Edit Mapping** page lists all Exchange values and descriptions for the data type. The figure bellow shows an example of the Unit of Measurement data type.

When logged in as the buyer Company Administrator, the buyer can enter its ERP system values in the My Company to Exchange column. When logged in as the supplier Company Administrator, the supplier may enter its system values in the Exchange to my Company column. The buyer and supplier enter respective values in the columns as shown in the figure below.

Figure 2–8 Edit Mapping

Exchange Name

Home Log Off My Profile Help

Welcome Company Billing Application Setup

[Application Setup](#) > [Data Mapping](#) > [Edit Mapping](#)

Edit Mapping(Unit of Measurement codes in which quantities will be expressed)

For each ap905sun.us.oracle.com transaction value, enter your preferred value for documents sent from the ap905sun.us.oracle.com to your company and documents sent from your company to the ap905sun.us.oracle.com. Press the **Apply Changes** button below to submit your changes.

Unit of Measurement codes in which quantities will be expressed Search

[Tips21](#)

Show All [A](#) [B](#) [C](#) [D](#) [E](#) [F](#) [G](#) [H](#) [I](#) [J](#) [K](#) [L](#) [M](#) [N](#) [O](#) [P](#) [Q](#) [R](#) [S](#) [T](#) [U](#) [V](#) [W](#) [X](#) [Y](#) [Z](#)

Previous 1 - 25 shown of 128 Next

Unit of Measurement codes	Description	ap905sun.us.oracle.com Value	My Company to ap905sun.us.oracle.com	ap905sun.us.oracle.com to My Company
Acre	ACR		<input type="text" value="ACR"/>	<input type="text" value="ACR"/>
Assortment	AS		<input type="text" value="AS"/>	<input type="text" value="AS"/>
Bag	BG		<input type="text" value="BG"/>	<input type="text" value="BG"/>

For more information about data mapping on the Exchange, see the *Oracle Exchange and Oracle Sourcing Company Administration Guide*.

Note: The data mapping information entered above by a company will apply to all XML transactions for the company. This means in addition to the Process PO and Change PO XML documents, data mapping will apply to all other XML documents sent or received by the buyer and supplier via Oracle Exchange.

Exchange Information

The buyer's company will need certain information available from Exchange while performing setup of XML Gateway in Oracle Applications 11*i*. The buyer company should obtain the Exchange IDs for the buyer and supplier, the Exchange password of the buyer Company Administrator and the Exchange Server address (URL).

- Exchange IDs for the buyer and supplier company. Log in to the Exchange as the buyer Company Administrator. Click the "Company Admin" link, then click Trading Partner Directory in the task bar directly below the tabs. You will link to the **Trading Partner Directory** page as shown in [Figure 2-9](#). Search for the buyer company name and note the Exchange ID. (It may also be called the Trading Partner ID.) Then search for the supplier company name and note the Exchange ID.
- Exchange password. Note the Exchange password used by the buyer Company Administrator for login to the Exchange.
- Exchange Server Address (URL). From the Exchange Operator, obtain the URL for the Transport Agent or webMethods on the Exchange. Examples of the Transport Agent URL are:
 - <http://ap905sun.us.oracle.com:10180/servlets/oracle.apps.ecx.oxta.TransportAgentServer>
 - <https://ap905sun.us.oracle.com:10170/servlets/oracle.apps.ecx.oxta.TransportAgentServer>

Examples of the webMethods URL are:

- <http://serverName:port/invoke/Exchange.inbound/receive>
- <https://serverName:port/invoke/Exchange.inbound/receive>

There are separate URLs for the HTTP and HTTPS protocols. Furthermore, it is possible that an Exchange may provide only the HTTPS protocol to ensure security of documents delivered to the Exchange.

Note: To contact the Exchange Operator, click the "Contact Us" link in the footer of any page on the Exchange.

Figure 2–9 Trading Partner Directory

Search

Enter search criteria and press the **Go** button to find registered ap905sun.us.oracle.com trading partners, or browse the trading partner index.

[Show All](#) [A](#) [B](#) [C](#) [D](#) [E](#) [F](#) [G](#) [H](#) [I](#) [J](#) [K](#) [L](#) [M](#) [N](#) [O](#) [P](#) [Q](#) [R](#) [S](#) [T](#) [U](#) [V](#) [W](#) [X](#) [Y](#) [Z](#)

Trading Partner Search

Trading Partner Type Search

Trading Partner Keywords

Search for keywords representing a trading partner's business involvement. **Example** pens papers binders

Note that each trading partner defines their own keywords, and some may not define any.

[Search Tips](#)

Trading Partner Search Results for buyer

Select Trading Partner and...

Sort by Ascending Descending

⏪ Previous 1 - 25 shown of 86 [Next](#) ⏩

Select	Trading Partner	Trading Partner Type	DUNS Number	Address	Trading Partner ID
<input checked="" type="radio"/>	Buyer			50 Main Street San Fran CA United States	11685
<input type="radio"/>	Buyer A			Maipu 1210 Buenos Aires Argentina	15155

Important: Noting the supplier company Exchange ID (or Trading Partner ID) needs to be repeated for each supplier who will be receiving XML documents from the buyer company.

5. Setup on Supplier's System

The supplier company needs to perform all necessary setup to enable the supplier's system to receive the XML documents transmitted by the buyer via Exchange. The supplier should use the same OAGI standard XML documents used by the buyer's company. In addition, the supplier needs to use the same Extensions DTD as used by the buyer company to ensure all information transmitted by the buyer is received. The Extensions DTD specifies fields used by Oracle to provide additional information. (A copy of the DTD is provided in [Appendix A](#).)

The supplier should carefully review [Appendix A](#) for a description of the fields in the DTDs used for the Process (New) PO and Change PO XML documents. This will help the supplier understand the data included in the XML documents.

Model 2: Purchasing XML Documents Directly with the Supplier

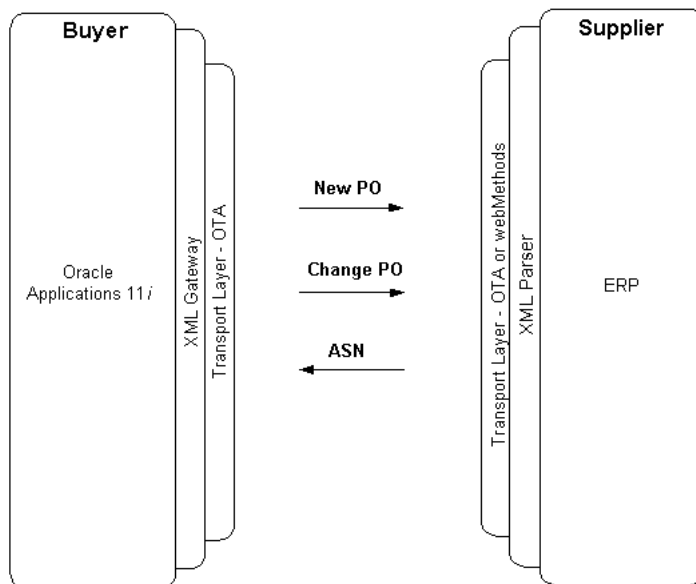
This chapter covers the following topics related to a Model 2 implementation:

- [Model 2 Process Step by Step for Purchase and Change Orders](#) on page 3-2
- [Model 2 Process Step by Step for ASNs](#) on page 3-5
- [Model 2 Implementation for Purchase and Change Orders](#) on page 3-9
- [Model 2 Implementation for ASNs](#) on page 3-17
- [Code Converted Fields](#) on page 3-30

Model 2 describes the process in which Oracle Purchasing 11i documents are exchanged directly between the buyer's Oracle Applications system and the supplier's system (with no intermediary hub). The major components of Model 2 are:

- The buyer's Oracle Purchasing 11i system, which includes Oracle XML Gateway and Oracle Transport Agent. Here the Process PO and Change PO transactions are recorded, and a corresponding XML document is generated and transmitted to the supplier's system. Here also the advance shipment notice (ASN) is received from the supplier and processed.
- The supplier, who receives the XML purchase or change order documents from the buyer's system and records the documents into the supplier's system. The supplier can also generate XML ASNs in its system and send those to the buyer's system.

Figure 3–1 Model 2: Buyer’s to Supplier’s System



Model 2 Process Step by Step for Purchase and Change Orders

This section describes the process for Model 2 in detail, for purchase and change orders, including the flow of XML documents from the buyer’s Oracle Applications system to the supplier’s system directly.

1. Oracle Purchasing - Buyer Company

When a buyer creates a new approved purchase order (PO) in Oracle Purchasing, a new PO document is recorded in the system. In addition, when a buyer makes changes to an existing PO, the change is recorded as a revision to the PO document. The data contained in these PO documents is used to generate XML documents. The documents entered in Oracle Purchasing and included in this integration solution are:

- Standard PO
- Change Standard PO
- Release against Blanket PO
- Change Release

2. Oracle Workflow APIs (Buyer Company)

When a PO or release is created and approved, the workflow APIs trigger XML Gateway, which sends the PO ID (system ID) to an Advance Queue (AQ) for XML Gateway.

3. Oracle XML Gateway (Buyer Company)

XML Gateway is the product that generates an XML document based on the following:

- PO document data in Oracle Applications.
- Document type definitions (DTDs) stored in Oracle Applications.
- Setup in XML Gateway including optional data mapping.

XML Gateway receives the PO ID from the AQ and generates a corresponding XML document. Additionally, XML Gateway provides optional data mapping that enables the buyer to convert certain data in the XML document before transmitting it to the supplier.

Table 3–1 XML Documents Generated for each type of PO Event

Oracle Purchasing Event	XML Document Generated
Standard PO	PROCESS_PO_007
Change Standard PO	CHANGE_PO_006
Release against Blanket PO	PROCESS_PO_007
Change Release	CHANGE_PO_006

XML Gateway passes the generated XML document to an AQ to be picked up by the Oracle Transport Agent.

See also: [Appendix A](#) for a review of the DTDs used for Process PO and Change PO XML documents. Also provided is a description of the relevant fields used in these DTDs.

4. Oracle Transport Agent (OTA) in Buyer's System

OTA offers a message transport layer between two systems. The key benefit is guaranteed, exactly one-time delivery of message over HTTP(S), when both systems

are using OTA. OTA in the buyer's Oracle Applications system picks up the XML document from the outbound queue where the XML Gateway placed it. When OTA in the buyer's system communicates with the transport layer in the supplier's system, the XML document is sent to the supplier's system over the Internet. The security of the document when transmitted depends on whether an HTTP or HTTPS protocol is set up for transmission. (See [Trading Partners Setup Window](#) on page 3-10.)

5. Supplier's System

The supplier needs to perform the necessary setup in its system to directly receive the XML documents transmitted by the buyer's Oracle Applications system. Alternatively, webMethods may be used as a transport layer instead of OTA.

See also: [Appendix B](#) provides sample XML documents for Process PO and Change PO DTDs.

Note: There is no XML document generated when a blanket PO is entered or changed. Instead the XML document is generated only when a release is entered or changed.

XML Document Routing

A set of message attributes is transmitted with the business (purchase order) XML document. Collectively, these attributes are called the XML Gateway envelope. The information in the XML Gateway envelope is automatically generated for each XML document using setup in XML Gateway. Values entered in the Trading Partner Setup window, such as the Source Trading Partner Location Code and Destination Trading Partner Location Code, are sent as part of the envelope.

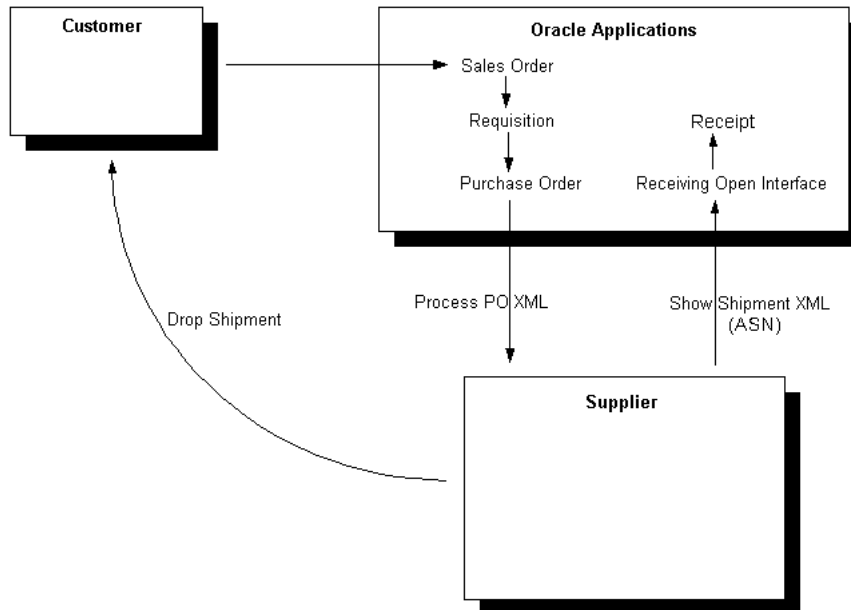
The envelope information allows proper routing and transmission of the XML document. This information is important for the receiving system to identify and authenticate the sender of the XML document. Understanding this information may be useful for troubleshooting purposes, or it may be useful to the supplier in receiving the XML document in the supplier's system.

See also: [Appendix C](#) discusses in detail the XML Gateway envelope and its source of data for creation.

Model 2 Process Step by Step for ASNs

This section describes the process for Model 2 in detail, for ASNs. The process includes the flow of XML documents from the supplier's system to the buyer's Oracle Applications system directly.

Figure 3–2 ASN XML Flow



In the figure above, a customer submits an order to the buying company that uses Oracle Applications. To fulfill the order, the company must outsource it to a supplier. The company creates and sends the purchase order, which the supplier fulfills. The supplier sends an ASN to the buying company letting the company know the order has been sent directly to the customer—a flow known as a drop shipment. If you remove the customer and drop shipment component from the figure, the ASN conveys that the shipment is on its way to the buying company.

During receiving, the buyer uses the ASN to reconcile the expected delivery with the actual delivery, and to expedite the receiving process. (The figure above shows the basic, document-level flow. For the XML transmission flow, see [Figure 3–1](#).)

Each ASN sent by the supplier should represent a single shipment. Although a shipment can include several containers (such as pallets or boxes), this

implementation of ASNs assumes that all containers are shipped together using the same carrier for the entire shipment. All items on the ASN must belong to the same ship-to organization in Oracle Applications.

Purchasing matches the ASN against the latest revision of the standard purchase order or release. All rules, such as receipt tolerances, that are applied to ASNs by the Receiving Open Interface also apply to inbound XML ASNs.

The XML ASN does not support license plate numbers (LPNs, or identification numbers on shipping containers), lot and serial numbers, warehouse information, or the SHIPUNIT element of the SHOW_SHIPMENT_005 OAGI document. Advance shipment notices with billing information (ASBNs) are not supported.

See also: Advance Shipment Notices (ASNs) in the Receiving section of the *Oracle Purchasing User's Guide*.

1. Supplier's System

The supplier needs to perform the necessary setup in its system to create the XML ASN document according to Oracle Applications requirements. Alternatively, webMethods may be used as a transport layer instead of OTA.

See also: [Appendix A](#) shows Oracle Applications requirements for the ASN. [Appendix B](#) provides sample XML documents for the Show Shipment DTD.

2. Oracle Transport Agent (OTA) in Buyer's System

OTA offers a message transport layer between two systems. The key benefit is guaranteed, exactly one-time delivery of a message over HTTP(S), when both systems are using OTA. When OTA in the supplier's system communicates with the transport layer in the buyer's Oracle Applications system, the XML document is sent by the supplier's system to the buyer's system over the Internet. The security of the document when transmitted depends on whether an HTTP or HTTPS protocol is set up for transmission. OTA in the buyer's Oracle Applications system picks up the XML document from the inbound queue IN-XML-QUEUE.

The full XML message waits in this inbound queue until a listener in the Workflow Business Event System detects it.

3. Oracle Workflow APIs (Buyer Company)

The Workflow Business Event System controls the movement of data through the inbound process. When the listener detects the XML ASN message in the inbound queue, it initiates XML Gateway to continue the process. (The Workflow Agent Listener process must be running as described in the setup later in this chapter.)

4. Oracle XML Gateway (Buyer Company)

XML Gateway is the product that receives the XML document. XML Gateway calls the XML parser to validate the XML ASN document (message) to see that required fields are present and in the right order, performs data mapping (if any) set up in XML Gateway, calls PL/SQL procedures to further validate the document (for example, to derive correct document internal identifier fields like PO_HEADER_ID used for storing the information in the Receiving Open Interface), and inserts the ASN data into the Receiving Open Interface.

If the initial validation finds errors in the XML document, the system rejects the transaction and sends an e-mail notification to the supplier, to the e-mail defined for the supplier in the Trading Partner Setup window (described later in this chapter). The validation checks for parsing and other basic errors in the XML document, such as the expected receipt date being earlier than the expected shipment date.

After the ASN is successfully processed and inserted into the Receiving Open Interface, XML Gateway raises the business event `oracle.apps.pos.transactions.posasni`. (See [Chapter 5](#) for information on business events.)

5. Oracle Purchasing - Buyer Company

The buyer or system administrator must run the Receiving Transaction Processor to move the data from the Receiving Open Interface to the receiving tables so that a buyer or clerk can view and receive against the ASN.

If the Receiving Open Interface finds errors during its validation process, such as invalid unit of measure (UOM) codes, the buyer or system administrator receives the errors when running the Receiving Interface Errors Report.

See also: *Oracle Manufacturing APIs and Open Interfaces Manual*, for more information on Receiving Open Interface validation.

XML Document Routing

A set of message attributes must be received with the ASN business XML document. Collectively, these attributes are called the XML Gateway envelope. The supplier must include this envelope information with each XML document it sends. Values entered in the Trading Partner Setup window, such as the Source Trading Partner Location Code and Destination Trading Partner Location Code, are sent as part of the envelope.

The envelope information allows proper routing and transmission of the XML document. This information is important for the receiving system to identify and authenticate the sender of the XML document. Understanding this information may be useful for troubleshooting purposes, and some of the envelope information is required by XML Gateway for documents it receives.

See also: [Appendix C](#) discusses in detail the XML Gateway envelope.

Model 2 Implementation for Purchase and Change Orders

This section describes the setups required in Oracle Purchasing, Oracle XML Gateway, and the supplier's system to enable the Oracle Purchasing XML documents to be transmitted from the buyer to the supplier.

These steps are described in detail in the following sections:

1. Setup by the buyer in Oracle Purchasing 11i.
2. Setup by the buyer in Oracle XML Gateway:
 - Trading Partner Setup window
 - System administrator profile options
3. Process submission by the buyer.
4. Setup on the supplier's system.

1. Setup by Buyer in Oracle Purchasing 11i

There is no specific setup step required in Oracle Purchasing 11i for generating and transmitting purchasing XML documents. Note, however, that the XML documents are generated for each supplier and supplier site. Also, the generation and transmission of XML documents is based on the following:

- Supplier and supplier site setup in Oracle Purchasing.
- Corresponding trading partner setup for each supplier and supplier site in the XML Gateway.

In addition, if a multiple organizations installation of Oracle Applications is used by the buyer, then the corresponding setup in XML Gateway needs to be performed for each supplier and supplier site in different organizations.

See also: For information about setting up suppliers and supplier sites in Oracle Purchasing, see the *Oracle Payables User's Guide*. For information about setting up trading partners in XML Gateway, see the *XML Gateway User's Guide*.

2. Setup by Buyer in Oracle XML Gateway

The setup for Oracle XML Gateway by the buyer includes entering data in the Trading Partner Setup window.

Sign-on to Oracle XML Gateway

Sign on to Oracle Applications 11i and select the XML Gateway responsibility. Select Define Trading Partners from the Setup section of the menu (see [Figure 2–2](#)).

Note: If a multiple organizations setup is used in Oracle Applications, the XML Gateway responsibility selected for the sign-on should be defined for the same organization for which the applicable supplier site is defined (site to which the XML documents will be transmitted).

Trading Partners Setup Window

The Trading Partner Setup window (see [Figure 2–4](#)) is used to enable messages for the trading partner (supplier). This window enables a message to be processed through the XML Gateway engine. In XML Gateway, the term *trading partner* refers to an entity such as a supplier at a particular site (address) with which you exchange messages. Since a given supplier may have several sites, you must define one trading partner setup in this window for each supplier site. During message processing by Oracle XML Gateway, trading partner setup data is used to:

- Link a particular address location in Oracle Applications to the trading partner (supplier) definition in XML Gateway.
- Provide a means of telling the execution engine which trading partner message map to use.
- Enable specific transactions for trading partner (supplier).
- Determine how to deliver the message.

Multiple Organizations Consideration: Trading partner setup in XML Gateway is organization-dependent. This means the list of supplier sites displayed is limited to those defined for the organization of the logon responsibility. The setup in this window includes identification of the supplier site, the messages enabled for that site, and the delivery mechanism.

Enter and save the following data in the Trading Partner Setup window:

Header information - Trading Partner Setup Window

- **Trading Partner Type** defines the type of trading partner, such as Supplier, Customer, Bank, or internal location. Select Supplier from the list of values (LOV). Once Supplier is selected, the supplier names and supplier sites are displayed in the Trading Partner Name and Trading Partner Site LOVs.
- **Trading Partner Name** is used to select the appropriate supplier name from the LOV.
- **Trading Partner Site** enables you to select the applicable supplier site from the LOV. The LOV will display only those supplier sites that are associated with the organization linked to the logon responsibility.
- **Company Admin Email** field is for the e-mail address of the supplier administration contact to receive e-mails regarding warnings and errors. These notifications may be initiated by Oracle Workflow or by an action defined in the message map using the Message Designer. Enter the e-mail of the supplier company system administrator here.
- Use of the Code Conversion button is described in detail later in this section.

Figure 2-4 in Chapter 2 shows the Trading Partner Setup window.

Details Information (New PO) - Trading Partner Setup Window

In the Trading Partner Details region, enter information for the New PO document as follows:

- **Transaction Type** is the standard product short code for the base Oracle Application. These values are defined in the Define Transactions window in XML Gateway (during XML Gateway implementation) and are used internally only by XML Gateway. This field displays an LOV for a combination of the Transaction Type and Transaction Sub Type. Select the PO value with a PRO subtype from the LOV. PO is for Oracle Purchasing, and PRO is for Process PO (New PO document).
- **Transaction Sub Type** is associated with the Transaction Type selected above and is displayed automatically. Transaction subtype is a code for a particular transaction specified by the Transaction Type. The last letter represents the direction of the transaction: I for inbound, O for outbound. PRO is for New PO outbound document (created in Oracle Applications and sent out to another system).

- **Standard Code** is automatically displayed. It is the code that was set up in the Define XML Standards window (during XML Gateway implementation). The value OAG is displayed, representing the Open Applications Group.
- **External Transaction Type** is automatically displayed. It is the primary external identifier for the XML message. These values are defined in the Define Transactions window (during XML Gateway implementation) and are found in the XML Gateway envelope. The value displayed is SOP for New PO.
- **External Transaction Sub Type** is automatically displayed. It is the secondary external identifier for the XML message. It is defined in the Define Transactions window (during XML Gateway implementation) and is found in the XML Gateway envelope. The value displayed is SOP for New PO.
- The **Direction** field is also automatically displayed. This code identifies the direction of the transaction. The value IN identifies an inbound message, and the value OUT identifies an outbound message. The value displayed is OUT.
- Select a (Message) **Map** from the LOV. This is the name of the map created using the XML Gateway Message Designer. Select PROCESS_PO_007 from the LOV. (Although you can customize this map, Oracle does not support the customizations.)
- **Connection/Hub** specifies the message communication method. The communication methods are a DIRECT connect or a hub. The XML message can be sent directly to a trading partner, or sent to a trading partner via a hub. Select DIRECT from the LOV.
- Select the desired **Protocol Type** from the LOV. XML Gateway provides this data. A protocol type of NONE disables the outbound message for this trading partner.
- **Username** is required to log in to the receiving server (supplier's server that is identified in the Protocol Address). For protocol types HTTP and HTTPS, enter the user name to log in to the server. For SMTP, the Username field must be entered even though currently it will be ignored.
- Enter the **Password** associated with the destination Username (supplier's server). The password is not echoed when entered here. For protocol type HTTP and HTTPS, Password is a required field. For SMTP, the password field must be entered even though currently it will be ignored.
- **Protocol Address** is the complete URL (including service or servlet) where the Transport Agent will attempt to post (send) the XML Document (example: <https://www.zzyx.com:123/servlets/new.oxta>). If the protocol is SMTP, the protocol address is an e-mail address.

- **Source Trading Partner Location Code** is a code for the buyer's organization (the source trading partner of the message). This is the code transmitted in the XML Gateway envelope in the PARTY_SITE_ID field of the envelope and is used by the supplier to identify the source of the message (the sending organization). Refer to [Appendix C](#) for more information on the XML Gateway envelope. Usually this is a code assigned to the buyer's organization by the supplier.
- **Destination Trading Partner Location Code** is the code for the ultimate recipient of the XML message and is found in the XML Gateway envelope in ATTRIBUTE3 field of the envelope. Refer to [Appendix C](#) for more information on the XML Gateway envelope. This code is only needed when a hub is routing this message. Since we are sending this XML document directly to the supplier, leave this field blank.
- **Document Confirmation** is the indicator for the confirmation level that the supplier would like to send.
 - 0 Never send a confirmation.
 - 1 Send a confirmation only if there are errors.
 - 2 Always send a confirmation.This field defaults to 0, which should be accepted.
- XML Gateway provides both Static Routing and Dynamic Routing. **Routing** is the address to route the outbound message to another trading partner when using the Static Routing method. Leave the Routing field blank.

Details Information (Change PO) - Trading Partner Setup Window

Enter information for the Change PO document in the next line of the Trading Partner Details region. All information entered will be the same as above for the New PO entered in the previous line, except for the following:

- **Transaction Type.** Select PO with a POCO subtype for Change PO. (The External type and subtype will be SOCP.)
- **Map.** Select CHANGE_PO_006 from the LOV.

Note: The setup in the Trading Partners Setup window in XML Gateway should be repeated for each supplier and supplier site for which XML documents will be generated and transmitted by the buyer.

Code Conversion - Trading Partner Setup Window

The Oracle XML Gateway code conversion functionality provides a method to cross-reference the codes defined in Oracle Applications to codes used by trading partners, the XML standard, or other standard codes in the transactions. This involves mapping or cross-referencing code values for certain categories such as unit of measure (UOM) or CARRIER. Use of the code conversion functionality is optional.

The code conversion values can be defined in the following three ways, and they apply to the XML documents in this order:

- Using the Code Conversion button in the Trading Partner Setup window, code conversion values can be defined for that trading partner (supplier and supplier site). These values have preference over the Standard and UNIVERSAL code conversion values defined using the Standard Code Conversion window.
- Standard conversion code values can be defined via the Standard Code Conversion window that will apply to all trading partners. These come next in the hierarchy of application of code conversion values and have preference over the UNIVERSAL values.
- Code conversion values marked as UNIVERSAL (a special purpose standard code) come next.

The actual code conversion values are entered in the Standard Code Conversion window and then in the Trading Partner Code Conversion window. The code conversion window provides a one-to-one code conversion from the Oracle values to an external value. The external code may be the XML standard codes such as OAGI's code, the universal code such as International Standards Organization (ISO) codes, or trading partner (supplier) specific codes.

[Figure 2-5](#) in [Chapter 2](#) shows the Trading Partner Code Conversion window. The Standard Code Conversion window is same as this window and is accessed from the Setup menu of XML Gateway. As shown in [Figure 2-5](#), first a Category Code such as CURRENCY_CODE is searched for and selected at the header level. This will display any Standard Code values already entered for this category. Then code values for this trading partner for the selected category may be entered or changed as needed.

See also: *Oracle XML Gateway User's Guide* for further information on the Standard Code Conversion window, Trading Partner Code Conversion window, and the Code Conversion process.

To see which code conversions are supported by the XML documents, see [Code Converted Fields](#) on page 3-30.

Set Up System Administrator Profile Options for XML Gateway

Sign on to Oracle Applications 11*i* and select the System Administrator responsibility. Select Profile and then System to open the Find System Profile Values window. Search for the profile option names and enter (or verify if already entered) values for the following XML Gateway system profiles in the System Profile Values window:

ECX: Log File Path. This is used to define the XML Message and Process Log Directory. Identify this directory on the file system to store the XML message and associated process log file created by XML Gateway. Both the XML message and process log file may be archived or used for troubleshooting.

ECX: System Administrator Email Address. This is used to identify the XML Gateway system administrator or contact person e-mail address to notify when a system or process error is detected.

ECX_OAG_LOGICALID. This is used by the sending application to enter the Identifier in the XML message.

See also: See the *Oracle XML Gateway Guide* for more details on the profile options. See the *Oracle Applications System Administration Guide* for instructions on setting profile options.

3. Process Submission by Buyer

To send the New PO or Change PO XML transactions, be sure the Workflow Agent Listener process is running.

See also: *Oracle Applications User's Guide* for instructions on submitting reports and programs (processes).

To submit the process:

1. In the System Administrator responsibility, open the Submit Request window using the following navigation: Requests > Run.
2. For the request Name, select Workflow Agent Listener.

3. For the Parameter, select WF_DEFERRED as the Agent Name.
You can schedule the process to run at regular intervals, if desired. Choose a frequency that accommodates your transaction volume without affecting system performance.
4. Click OK and Submit.

4. Setup on Supplier's System

The supplier company needs to perform all necessary setup to enable the supplier's system to receive the XML documents transmitted by the buyer directly. The supplier should use the same OAGI standard XML documents used by the buyer company. In addition, the supplier needs to use the same Extensions DTD as used by the buyer company to ensure all information transmitted by the buyer is received. The Extensions DTD specifies fields used by Oracle to provide additional information. (A copy of the DTD is provided in [Appendix A](#).)

Note: The supplier should carefully review [Appendix A](#) for a description of the fields in the DTDs used for Process (New) PO and Change PO XML documents. This will help the supplier understand the data included in the XML documents.

Model 2 Implementation for ASNs

This section describes the setup required in Oracle Purchasing, Oracle XML Gateway, and the supplier's system to enable the ASN XML documents to be transmitted from the supplier to the buyer.

These steps are described in detail in the following sections:

1. Setup by the buyer in Oracle Purchasing 11i.
2. Setup by the buyer in Oracle XML Gateway:
 - Trading Partner Setup window
 - System administrator profile options
3. Process submission by the buyer.
4. Buyer testing.
5. Setup on the supplier's system.

1. Setup by Buyer in Oracle Purchasing 11i

XML documents are generated for each supplier and supplier site. Also, the generation and transmission of XML documents is based on the following:

- Supplier and supplier site setup in Oracle Purchasing.
- Corresponding trading partner setup for each supplier and supplier site in XML Gateway.

If a multiple organizations installation of Oracle Applications is used by the buyer, then the corresponding setup in XML Gateway needs to be performed for each supplier and supplier site in different organizations.

See also: For information about setting up suppliers and supplier sites in Oracle Purchasing, see the *Oracle Payables User's Guide*. For information about setting up trading partners in XML Gateway, see the *XML Gateway User's Guide*.

To implement XML ASNs, you must also have iSupplier Portal installed.

The buying organization must also define EDI locations. These steps are described below.

Define EDI Locations

Define the following EDI locations:

- Internal EDI Location (Required). The XML transaction uses this value to identify the location receiving the ASN document.
- Supplier Site EDI Location (Required). The XML transaction uses this value to identify the supplier sending the ASN document.
- Customer EDI Location (Optional). The XML transaction uses this value to identify the customer receiving the shipment, if you are receiving an ASN for a drop shipment order. If you are using drop shipment orders and do not want to enter a customer EDI location, Oracle Applications can identify the correct location code by doing an exact match of the address information in the XML document (in the ShipTo partner element) with address information in Oracle Applications.

To define the internal EDI location:

1. In Oracle Purchasing, open the Locations window using the following navigation path: Setup > Organizations > Locations.
2. Query the location that will be receiving the ASNs.
3. Select the Other Details tabbed region.
4. In the EDI Location field, enter the unique identifier that both you and the supplier have agreed to use to identify the receiving location to which the ASNs are sent.

The value you enter here will be matched to the value in the PARTNRIDX field, for the ShipTo partner type, that the supplier sends in the ASN XML document.

Ensure that the value you enter is unique. (The application does not validate that the value is unique when you enter it.) The ASN XML transmission will fail if the PARTNRIDX in the document matches more than one EDI Location value in the application.

Figure 3–3 Locations Window

Location

Name **RLK Location**

Description

Inactive Date Global

Address Details Shipping Details Other Details

Inventory Organization

Tax Code

EDI Location **Vision-RLK**

Extra Inform...

To define the supplier site EDI location:

1. In Oracle Purchasing, open the Suppliers window using the following navigation path: Supply Base > Suppliers.
2. In the Suppliers window, query the supplier from whom you'll be receiving the ASNs and choose Sites.
3. In the Sites window, query the supplier site from whom you'll be receiving the ASNs.
4. Select the EDI tabbed region.
5. In the EDI Location field, enter the unique identifier that both you and the supplier have agreed to use to identify the supplier site.

The value you enter here will be matched to the value in the PARTNRIDX field, for the ShipFrom partner type, that the supplier sends in the ASN XML document.

Ensure that the value you enter is unique. (The application does not validate that the value is unique when you enter it.) The ASN XML transmission will fail if the PARTNRIDX in the document matches more than one EDI Location value in the application.

Figure 3–4 Supplier Sites Window

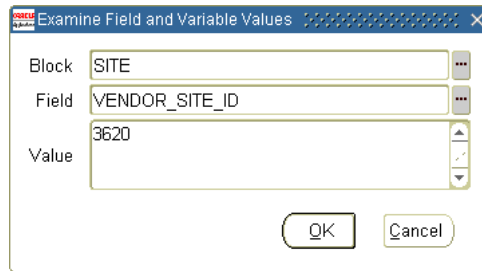
The screenshot shows the 'Supplier Sites' window with the following data:

- Site Name: SANTA CLARA
- Alternate Name: SANTA CLARA
- Country: United States
- Address: 2000 Century Way
- City: Santa Clara
- State: CA
- Postal Code: 95613-4565
- EDI Location: Test01
- EDI Gateway fields: EDI ID Number, Payment Method, Payment Format, Remittance Method, Remittance Instruction, Transaction Handling

- While the Supplier Sites window is open, find the `VENDOR_SITE_ID` for the site.

You will need this ID later, during the trading partner setup in XML Gateway. To find the ID:

- Make sure the Supplier Sites window is active.
- From the Help menu, choose Diagnostics, then Examine.
- In the Examine Field and Variable Values window, use the Field list of values (LOV) to select `VENDOR_SITE_ID`.
- Note the Value that appears. See the following figure.

Figure 3–5 Examine Field and Variable Values

7. If you want to test ASN transaction delivery as described later in this chapter, obtain the `VENDOR_ID`:
 - Close the Supplier Sites window. Leave the Suppliers window open.
 - From the Help menu, choose Diagnostics, then Examine.
 - In the Examine Field and Variable Values window, use the Field LOV to select `VENDOR_ID`.
 - Note the Value that appears.

To define the customer EDI location:

1. In Oracle Order Management, open the Customer Sites window by using the following navigation: Customers > Summary.
2. Query the customer and choose Open.
3. In the Customers window, choose Open.
4. In the Customer Addresses window, in the EDI Location field, enter the unique identifier that you and the customer have agreed to use to identify the customer site.

For drop shipment orders, the value you enter here will be matched to the value in the `PARTNRIDX` field, for the ShipTo partner type, that the supplier sends in the ASN XML document.

Ensure that the value you enter is unique. (The application does not validate that the value is unique when you enter it.) The ASN XML transmission will fail if the `PARTNRIDX` in the document matches more than one EDI Location value in the application.

2. Setup by Buyer in Oracle XML Gateway

The setup for Oracle XML Gateway by the buyer includes entering data in the Trading Partner Setup window.

Sign-on to Oracle XML Gateway

Sign on to Oracle Applications 11i and select the XML Gateway responsibility. Select Define Trading Partners from the Setup section of the menu (see [Figure 2-2](#)).

Note: If a multiple organizations setup is used in Oracle Applications, the XML Gateway responsibility selected for the sign-on should be defined for the same organization for which the applicable supplier site is defined (site from which the XML documents will be transmitted).

Trading Partners Setup Window

The Trading Partner Setup window (see [Figure 2-4](#)) is used to enable messages for the trading partner (the supplier). This window enables a message to be processed through the Oracle XML Gateway engine. In XML Gateway, the term *trading partner* refers to an entity such as a supplier at a particular site (address) with which you exchange messages. Since a given supplier may have several sites, you must define one trading partner setup in this window for each supplier site. During message processing by Oracle XML Gateway, trading partner setup data is used to:

- Link a particular address location in Oracle Applications to the trading partner (supplier) definition in XML Gateway.
- Provide a means of telling the execution engine which trading partner message map to use.
- Enable specific transactions for the trading partner (supplier).
- Determine how to deliver the message.

Multiple Organizations Consideration: Trading partner setup in XML Gateway is organization-dependent. This means the list of supplier sites displayed is limited to those defined for the organization of the logon responsibility. The setup in this window includes identification of the supplier site, the messages enabled for that site, and the delivery mechanism.

- Enter and save the following data in the Trading Partner Setup window for each organization that is to receive the ASN XML document.

Note: The setup in the Trading Partners Setup window in XML Gateway should be repeated for each supplier and supplier site that will be submitting the XML documents to the buyer.

Header information - Trading Partner Setup Window

- **Trading Partner Type** defines the type of trading partner, such as Supplier, Customer, Bank, or internal location. Select Supplier from the LOV. Once Supplier is selected, the supplier names and supplier sites are displayed in the Trading Partner Name and Trading Partner Site LOVs.
- **Trading Partner Name** is used to select the appropriate supplier name from the LOV.
- **Trading Partner Site** enables you to select the applicable supplier site from the LOV. The LOV will display only those supplier sites that are associated with the organization linked to the logon responsibility.
- **Company Admin Email** is the e-mail address of the supplier administration contact to receive e-mails regarding warnings and errors. These notifications may be initiated by Oracle Workflow or by an action defined in the message map using the Message Designer. Enter the e-mail of the supplier company system administrator here.
- Use of the Code Conversion button is described in detail later in this section.

Figure 2-4 in Chapter 2 shows the Trading Partner Setup window.

Details Information (ASN) - Trading Partner Setup Window

In the Trading Partner Details region, enter information for the ASN document as follows:

- **Transaction Type** is the standard product short code for the base Oracle Application. These values are defined in the Define Transactions window in XML Gateway (during XML Gateway implementation) and are used internally only by XML Gateway. This field displays an LOV for a combination of the Transaction Type and Transaction Sub Type. Select the POS_ASN value with a POS_ASN subtype from the LOV.

- **Transaction Sub Type** is associated with the Transaction Type selected above and is displayed automatically. Transaction subtype is a code for a particular transaction within the application specified by the Transaction Type. POS_ASN is the subtype value.
- **Standard Code** is automatically displayed. It is the code that was set up in the Define XML Standards window (during XML Gateway implementation). The value OAG is displayed, representing the Open Applications Group.
- **External Transaction Type** is automatically displayed. It is the primary external identifier for the XML message. These values are defined in the Define Transactions window (during XML Gateway implementation) and are found in the XML Gateway envelope. The value displayed is POS_ASN for ASNs.
- **External Transaction Sub Type** is automatically displayed. It is the secondary external identifier for the XML message. It is defined in the Define Transactions window (during XML Gateway implementation) and is found in the XML Gateway envelope. The value displayed is POS_ASN for ASNs.
- **Direction** is also automatically displayed. This code identifies the direction of the transaction. The value IN identifies an inbound message, and the value OUT identifies an outbound message. The value displayed is IN.
- Select a (Message) **Map** from the LOV. This is the name of the map created using the XML Gateway Message Designer. Select POS_ASN from the LOV. (Although you can customize this map, Oracle does not support the customizations.)
- **Connection/Hub** specifies the message communication method. The communication methods are a DIRECT connect or a hub. The XML message can be sent directly to a trading partner, or sent to a trading partner via a hub. Select DIRECT from the LOV.
- Leave the **Protocol Type** blank.
- Leave the **Username** blank.
- Leave the **Password** blank.
- Leave the **Protocol Address** blank.
- **Source Trading Partner Location Code** is a code for the supplier site. This is the code transmitted in the XML Gateway envelope in the PARTY_SITE_ID field and is used by the buyer to identify the source of the message (the sending organization). For ASNs, enter the VENDOR_SITE_ID of the supplier site. To find this ID, navigate to the Supplier Sites window and use the Help > Diagnostics > Examine menu.(See [Define EDI Locations](#) on page 3-18.)

- **Destination Trading Partner Location Code** is the code for the ultimate recipient of the XML message and is found in the XML Gateway envelope in the ATTRIBUTE3 field. Refer to [Appendix C](#) for more information on the XML Gateway envelope. This code is only needed when a hub is routing this message. Since the supplier is sending this XML document directly to the buyer, leave this field blank.
- **Document Confirmation** is the indicator for the confirmation level that the buyer would like to send.
 - 0 Never send a confirmation.
 - 1 Send a confirmation only if there are errors.
 - 2 Always send a confirmation.This field defaults to 0, which should be accepted.
- XML Gateway provides both Static Routing and Dynamic Routing. **Routing** is the address to route the outbound message to another trading partner when using the Static Routing method. Leave the Routing field blank.

Code Conversion - Trading Partner Setup Window

The XML Gateway code conversion functionality provides a method to cross-reference the codes defined in Oracle Applications to codes used by trading partners, the XML standard, or other standard codes in the transactions. This involves mapping or cross-referencing code values for certain categories such as unit of measure (UOM) or CARRIER. Use of the code conversion functionality is optional.

The code conversion values can be defined in the following three ways, and they apply to the XML documents in this order:

- Using the Code Conversion button in the Trading Partner Setup window, code conversion values can be defined for that trading partner (supplier and supplier site). These values have preference over the Standard and UNIVERSAL code conversion values defined using the Standard Code Conversion window.
- Standard conversion code values can be defined in the Standard Code Conversion window that will apply to all trading partners. These come next in the hierarchy of application of code conversion values and have preference over the UNIVERSAL values.
- Code conversion values marked as UNIVERSAL (a special purpose standard code) come next.

The actual code conversion values are entered in the Standard Code Conversion window and then in the Trading Partner Code Conversion window. The code

conversion window provides a one-to-one code conversion from the Oracle values to an external value. The external code may be the XML standard codes such as OAGI's code, the universal code such as International Standards Organization (ISO) codes, or trading partner specific codes.

- [Figure 2-5](#) in [Chapter 2](#) shows the Trading Partner Code Conversion window. The Standard Code Conversion window is same as this window and is accessed from the Setup menu of XML Gateway. As shown in [Figure 2-5](#), first a Category Code such as CURRENCY_CODE is searched for and selected at the header level. This displays any Standard Code values already entered for this category. Then code values for this trading partner for the selected category may be entered or changed as needed.

See also: *Oracle XML Gateway User's Guide* for further information on the Standard Code Conversion window, Trading Partner Code Conversion window, and the code conversion process.

To see which code conversions are supported by the XML documents, see [Code Converted Fields](#) on page 3-30.

Set Up System Administrator Profile Options for XML Gateway

Sign on to Oracle Applications 11i and select the System Administrator responsibility. Select Profile and then System to open the Find System Profile Values window. Search for the profile names and enter (or verify if already entered) values for the following XML Gateway system profiles in the System Profile Values window:

ECX: Log File Path. This is used to define the XML Message and Process Log Directory. Identify this directory on the file system to store the XML message and associated process log file created by XML Gateway. Both the XML message and process log file may be archived or used for troubleshooting.

ECX: System Administrator Email Address. This is used to identify the XML Gateway system administrator or contact person's e-mail address to notify when a system or process error is detected.

3. Process Submission by Buyer

Before the supplier sends the ASN, be sure the following processes are running:

- Workflow Agent Listener
- Receiving Transaction Processor

See also: *Oracle Applications User's Guide* for instructions on submitting reports and programs (processes).

Workflow Agent Listener

This process must be running for the inbound transaction to be received. To submit the process:

1. In the System Administrator responsibility, open the Submit Request window using the following navigation: Requests > Run.
2. For the request Name, select Workflow Agent Listener.
3. For the Parameter, select ECX_INBOUND as the Agent Name.

You can schedule the process to run at regular intervals, if desired. Choose a frequency that accommodates your ASN volume without affecting system performance.

4. Click OK and Submit.
5. Repeat the same steps above except, for the Parameter, select ECX_TRANSACTION.

You can schedule the process to run at regular intervals, if desired, depending on your ASN volume and system performance.

Receiving Transaction Processor

Submit the Receiving Transaction Processor to validate the ASN information in the Receiving Open Interface and to move the information to the receiving tables in Purchasing so that the ASNs are available for performing receipt transactions.

See also: Information about the Receiving Transaction Processor in the Reports and Processes section of the *Oracle Purchasing User's Guide*.

To submit the process:

1. In the Oracle Purchasing responsibility, open the Submit Request window using the following navigation: Reports > Run.
2. For the request Name, select Receiving Transaction Processor.
You can schedule the process to run at regular intervals, if desired. Choose a frequency that accommodates your transaction volume without affecting system performance.
3. Click Submit.

4. Buyer Testing

The buyer can test whether XML Gateway and Purchasing are properly set up to receive the incoming ASNs by going to the following URL in a test environment:

```
http://<test.environment.server.name:port>/OA_HTML/ECXOTAINbound.html
```

Enter the self-service application server name and port. For example:

```
https://ap103jvm.us.oracle.com:4755/OA_HTML/ECXOTAINbound.html
```

Using this URL, the buyer can send a test ASN to Purchasing without having to make sure the supplier is set up first.

Test ASN

To test an ASN transmission to Purchasing:

1. Modify the ASN example in [Appendix B](#) to reference a purchase order or release in your system.
Refer to [Appendix A](#) to be sure that you enter valid information in your ASN XML document.
2. Use your browser to access the test URL. (See the URL format above.)
3. Enter the following information:
 - REQUEST_TYPE. Enter or select SEND.
 - MESSAGE_ID. Enter a unique identifier for the transaction. (You could enter the same value here as you enter for DOCUMENT_NUMBER below, as long as the number is unique.)
 - TRANSACTION_TYPE. Enter POS_ASN.
 - TRANSACTION_SUBTYPE. Enter POS_ASN.

- DOCUMENT_NUMBER. Enter a number or other identifier for your reference, to identify the ASN number. For ease of reference, you could enter the same number here as for MESSAGE_ID.
 - PARTYID. Enter the VENDOR_ID for the supplier. (This is the same ID obtained in the Suppliers window in [Define EDI Locations](#) on page 3-18.)
 - PARTY_SITE_ID. Enter the VENDOR_SITE_ID for the supplier. (This is the same ID obtained in the Supplier Sites window in [Define EDI Locations](#) on page 3-18 and entered in the Trading Partner Setup window.)
 - USERNAME. Supplier's iSupplier Portal user name.
 - PASSWORD. Supplier's iSupplier Portal password.
4. In the PAYLOAD section, copy and paste the contents of your ASN XML document. See [Appendix A](#) for a description of ASN XML fields. See [Appendix B](#) for an example ASN XML document.

Note: If testing the same ASN for the same supplier, site, and ship-to organization more than once, be sure to enter a unique DOCUMENTID in the XML file each time. (See [Appendix A](#) for the XML field requirements.)

5. Click Send.
6. Submit the Workflow Agent Listener process as described in [Workflow Agent Listener](#) on page 3-27.

Verify Receipt of ASN

To verify receipt of the ASN:

1. After the Workflow Agent Listener completes running, submit the Receiving Transaction Processor in Purchasing as described in [Receiving Transaction Processor](#) on page 3-27.
2. In Oracle Purchasing, open the Manage Shipments window using the following navigation: Receiving > Manage Shipments.
3. If the Organizations window appears, choose the organization for which the purchase order or release was created.
4. In the Find In-Transit Shipments window, search for the purchase order against which the ASN was created and choose Find.

5. Verify that information from the ASN (including Shipment Number, Shipped Date, Expected Receipt Date, and Qty Shipped) correctly displays in the Manage Shipments window.

If you do not see any information in the Manage Shipments window for the ASN:

- Make sure the Workflow Agent Listener and Receiving Transaction Processor completed successfully.
- See if the supplier e-mail contact (entered in the Trading Partner Setup window) received a notification of errors in the ASN XML document.

5. Setup on Supplier's System

The supplier company needs to perform all necessary setup to enable the supplier's system to send the ASN XML documents to the buyer. The supplier should use the same OAGI standard XML documents used by the buyer company. In addition, the supplier needs to use the same Extensions DTD as used by the buyer company to ensure all information transmitted to the buyer is received. The Extensions DTD, included in [Appendix A](#), specifies fields used by Oracle to provide additional information.

Note: The supplier should carefully review [Appendix A](#) for a description of the fields in the DTDs used for the ASN XML document. This will help the supplier successfully send the XML documents.

Code Converted Fields

Following are lists of tags in the XML documents for which code conversions can be performed. (See [Code Conversion - Trading Partner Setup Window](#) on page 3-14.) Code conversions are performed only on the tags listed below.

Code conversions are performed on the following tags in the Process PO and Change PO transactions:

- BILLTO.COUNTRY (in the BillTo partner type)
- BILLTO.CURRENCY (in the BillTo partner type)
- SOLDTO.COUNTRY (in the SoldTo partner type)
- SOLDTO.CURRENCY (in the SoldTo partner type)

- SHIPTO.COUNTRY (in the ShipTo partner type)
- SHIPTO.CURRENCY (in the ShipTo partner type)
- FOB.TERMID
- FTTERM.TERMID
- POTERM.TERMID
- PO.CURRENCY, used in OPERAMT(TOTAL) and OPERAMT(UNIT)
- SUPPLIER.COUNTRY (in the Supplier partner type)
- HAZRDMATL
- QUANTITY.UOM (all UOMs)

Code conversions are performed on the following tags in the Show Shipment (ASN) transaction:

- SHIPMENT.HAZRDMATL
- UOM in SHIPMENT.QUANTITY(NETWEIGHT)
- UOM in SHIPMENT.QUANTITY(TOTWEIGHT)
- SHIPMENT.SPECIALHND
- USERAREA.CARRIERCODE
- UOM in USERAREA.QUANTITY(TARWEIGHT)
- USERAREA.PACKAGINGCODE
- USERAREA.HAZARDCODE
- UOM in SHIPITEM.QUANTITY(ITEM)
- SHIPITEM.COUNTRYORG
- UOM in SHIPITEM.QUANTITY(SHIPPED)

Refer to [Appendix A](#) for the Oracle Applications table and view columns to which these tags correspond.

Troubleshooting

After completing implementation of the Oracle Purchasing XML documents solution, if the documents are not being delivered, review the following sections to help identify the issue:

- [Purchase and Change Orders](#) on page 4-1
- [ASNs](#) on page 4-2

Purchase and Change Orders

For purchase and change orders that are not delivered:

- Check the log files in the buyer's Oracle Applications system and (if applicable) Oracle Exchange to ascertain the cause of the issue. Two log files are generated for each XML document. One is the document processing log and the other is the actual XML document. These log files are generated by XML Gateway in Oracle Applications and by the transaction delivery layer in Oracle Exchange. The XML document processing log file provides detailed technical information about the processing of the XML document.
- Verify that the Workflow Agent Listener process is running in Oracle Applications. If applicable, also verify the transaction delivery process is running in Oracle Exchange to process the XML documents.
- Check the sample XML documents attached in [Appendix B](#) to help identify supplier problems with consuming the XML document.

See also: The *Oracle XML Gateway User's Guide* is an excellent source for more information.

ASNs

For ASNs that are not delivered:

- Check the log files in buyer's Oracle Applications system to ascertain the cause of the issue. Two log files are generated for each XML document. One is the document processing log and the other is the actual XML document. These log files are generated by XML Gateway. The XML document processing log file provides detailed technical information about the processing of the XML document.
- Make sure the Workflow Agent Listener and Receiving Transaction Processor completed successfully.
- See if the supplier received error notifications that the ASN was rejected.
- Check the sample XML document attached in [Appendix B](#) to help identify problems with consuming the XML document.

See also: The *Oracle XML Gateway User's Guide* is an excellent source for more information.

Oracle Workflow Events and Subscriptions

This chapter covers the following topics:

- [Events](#) on page 5-1
- [Subscriptions](#) on page 5-2

Events

Events and event subscriptions are predefined for Oracle-supplied XML transactions. These may be configured during implementation. For new transactions, the events and event subscriptions need to be defined.

Events are raised to indicate that something of interest has occurred. Event subscriptions are defined to act on those business events.

For outbound transactions, a business event is raised in the application either via PL/SQL code or a Workflow process to trigger message creation. The corresponding event subscription is executed to gather the application data and construct an XML message based on the instructions in the message map. For inbound transactions, an event is raised to indicate that the inbound transaction has been processed. If any module in the application wants to react to the event, it can do so by subscribing to the event.

See also: Section on integrating with the Workflow Business Event System in the *Oracle XML Gateway User's Guide*.

Outbound Transactions

The table below lists the events in the Oracle Workflow Business Event System that have been defined in Oracle Purchasing for outbound transactions. Not all

predefined events may have predefined event subscriptions. If there is a predefined event subscription, it is indicated in [Table 5-3](#).

Table 5-1 Workflow Business Events for Outbound Transactions

Event Description	Oracle Procurement Event Name
Send PO via XML	oracle.apps.wf.event.xmlpo

Note: The event above is used for both PO Outbound and Change Outbound. It is subscribed by the workflow item type POAPPRV (workflow process name XML_PO). See [Table 5-3](#) below.

Inbound Transactions

The table below lists the events in the Oracle Workflow Business Event System that have been defined in Oracle Purchasing for inbound transactions. Not all predefined events may have predefined event subscriptions. Currently, there are no subscriptions defined for the event in the following table.

Table 5-2 Workflow Business Events for Inbound Transactions

Event Description	Oracle Procurement Event Name
ASN Inbound Transaction Event	oracle.apps.pos.transactions.posasni

Subscriptions

For Oracle-supplied transactions, you may configure a predefined event subscription by doing the following:

- Confirm that the event is enabled.
- Disable an enabled event subscription, if you do not want to implement it.
- Determine if you want the event subscription to be executed immediately or in deferred mode.
- Modify the event subscription to integrate with existing workflow processes.
- Modify the rule function associated with the event subscription, if additional rules are necessary.

See also: Section on integrating with the Workflow Business Event System in the *Oracle XML Gateway User's Guide* for details on how to manage workflow processes.

The table below lists the Oracle-provided workflow event subscriptions for outbound transactions.

Table 5-3 Oracle-Provided Workflow Event Subscriptions for Outbound Transactions

Event Subscription Name	Workflow Item Type	Rule Function	Workflow Process Name	Event Filter
There is no name for the subscription. It is recognized by the item type and the process name, both of which are given.	POAPPRV	Wf_rule.default_rule	XML_PO	Oracle.apps.po.event.xmlpo

Workflow Error Notification

Errors detected by Oracle XML Gateway and Oracle Workflow are automatically sent to either the system administrator or the trading partner's contact.

System administrators get messages regarding system or process errors. Trading partner contacts get messages regarding data errors.

Notifications are online and sent via e-mail only if the Workflow Mailer is enabled and the system administrator contact is stored in the ECX: System Administrator Email Address profile option.

The Send Error action may be used in the message map to send more detailed information to the system administrator or the trading partner's contact.

For outbound transactions, response to workflow notifications include the following:

- Retrying the transaction assuming corrective action has been taken.
- Aborting the transaction from further processing.

Reprocessing of failed inbound transactions resumes from a stored copy of the data available in the ECX_DOCLOGS (transaction log) table. Retrying of failed outbound transactions resumes from the workflow process where the error was detected.

Implementation Steps in Oracle Workflow Business Event System

The events and event subscriptions described in the preceding sections are predefined for Oracle-supplied transactions, and must be configured during implementation if you wish to use them.

See also: Section on integrating with the Workflow Business Event System in the *Oracle XML Gateway User's Guide*.

A

Appendix A: DTDs used in Oracle Purchasing XML Documents

This appendix provides the document type definitions (DTDs) and field descriptions for the following documents:

- [Purchase Order](#) on page A-2
- [Change Order](#) on page A-28
- [Advance Shipment Notice \(ASN\)](#) on page A-54
- [OAGIS_EXTENSIONS DTD](#) on page A-72
- [Other OAGI DTDs](#) on page A-78

The DTDs used in the Oracle Purchasing XML solution are standard DTDs issued by the Open Applications Group, Inc. (OAGI), which is a premier XML standards establishment organization for business documents. The OAG Integration Specification (OAGIS) Release 7.2.1 is used for this purpose.

The following OAGI DTDs will be required by the buyer and supplier company:

- 003_process_po_007.dtd
- 057_change_po_006.dtd
- 161_show_shipment_005.dtd
- 161_shipment_extensions_005.dtd
- oagis_segments.dtd
- oagis_resources.dtd
- oagis_fields.dtd
- oagis_domains.dtd

- oagis_entity_extensions.dtd

The oagis_entity_extensions.dtd has not been updated by Oracle. That is, no entity extensions are provided by Oracle in this DTD. In addition to the above OAGI DTDs, the following DTD updated by Oracle will be required (a copy is included in this appendix):

- oagis_extensions.dtd
- <USERAREA> within the OAGI DTDs

The <USERAREA> in a DTD may be used to extend the DTD to contain the following data:

- Customer-specific data that is found in Oracle descriptive flexfields.
- Common business data that is not defined in the DTD.
- On rare occasions, an Oracle application may place data in a descriptive flexfield that is usually a user-defined data field. These special flexfields will be noted in the details of the relevant message map (XML document).

There may be many <USERAREA> elements within a single message map. Each message map in this document details data in the <USERAREA> if it is used.

If there is data in the <USERAREA> elements that you do not wish to transmit such as certain descriptive flexfields, you can create a modified message map to remove the data fields. (Although you can customize the message map, Oracle does not support the customizations.)

See also: Refer to the How to Extend DTDs section in the Message Designer section in the *Oracle XML Gateway User's Guide* for details and the naming convention for these extensions.

Purchase Order

PROCESS_PO DTD

Following is the PROCESS PO - REVISION 007 DTD used for transmitting a new PO created in the buyer's Oracle Applications system:

```
<!-- License information for this file is provided in LICENSE.TXT -->
<!-- For support, more information, or to report implementation bugs,
      please contact the Open Applications Group at xml@openapplications.org -->
<!--
```

```

$Header: 003_process_po_007.dtd 115.0 2002/02/27 22:39:42 hvadlamu noship $
$Revision: 115.0 $
$Date: 2002/02/27 22:39:42 $
Open Applications Group DTD
Copyright 1998-2001, All Rights Reserved

$Name: $

```

```

Kurt6.2.0 11/22/1999Initial Release - update from version 003
Add POLNSTATUS, DATETIME.NEEDEDELV to POORDERLIN
Fix processing note rules
rjj7.0.010/15/2000Special Revision Update
rjj7.0.211/24/2000Allow multiple instances of NOTES.
mlr7.104/16/2001Add ATTCHREF datatype.

```

Structure Overview

```

PROCESS_PO (POORDERHDR, POORDERLIN+)
POORDERHDR (PARTNER+, ATTCHREF*, CHARGE*, POTERM*)
POTERM ()
POORDERLIN (ATTCHREF*, CHARGE*, DISTRIBUTN*, PARTNER*, POTERM*,
  POBSUBLINE*, POLINESCHD*)
POTERM ()
POSUBLINE ()
POLINESCHD ()

```

Notes:

```

-->
<!-- ===== -->
<!ENTITY % RESOURCES SYSTEM "oagis_resources.dtd">
%RESOURCES;
<!-- ===== -->
<!ELEMENT PROCESS_PO_007 (CNTROLAREA, DATAAREA+)>
<!ATTLIST VERB
value CDATA #FIXED "PROCESS"
>
<!ATTLIST NOUN
value CDATA #FIXED "PO"
>
<!ATTLIST REVISION
value CDATA #FIXED "007"
>
<!ELEMENT DATAAREA (PROCESS_PO)>
<!ELEMENT PROCESS_PO (POORDERHDR, POORDERLIN+)>

```

```

<!ELEMENT POORDERHDR ((%DATETIME.DOCUMENT;)?, (%OPERAMT.EXTENDED.T;)?, POID,
POTYPE, ACKREQUEST?, CONTRACTB?, CONTRACTS?, DESCRIPTN?, NOTES*, OPRAMTAUTH?,
PORELEASE?, TAXWHEXMPT?, USERAREA?, PARTNER+, ATTCHREF*, CHARGE*, POTERM*)>
<!ELEMENT POTERM (DESCRIPTN?, TERMID?, ((DAYOFMONTH, PROXMONTH) | DAYSNUM),
((%OPERAMT.EXTENDED.T; | (%QUANTITY.PERCENT;)), USERAREA?)>
<!ELEMENT POORDERLIN ((%QUANTITY.ORDERED;), (%DATETIME.NEEDEDELV;)?,
(%OPERAMT.UNIT.T;)?, POLINENUM, DRAWING?, HAZRDMATL?, ITEMRV?, ITEMRVX?, NOTES*,
PACKING?, POLNSTATUS?, TAXWHEXMPT?, ((DESCRIPTN, ITEM?, ITEMX?, UPC?) | (ITEM,
ITEMX?, UPC?) | (ITEMX, UPC?) | (UPC)), USERAREA?, ATTCHREF*, CHARGE*,
DISTRIBUTN*, PARTNER*, POTERM*, POSUBLINE*, POLINESCHD*)>
<!ELEMENT POSUBLINE ((%QUANTITY.ITEM;), DRAWING?, ITEMRV?, ITEMRVX?,
PSBLINENUM?, ((DESCRIPTN, ITEM?, ITEMX?, UPC?) | (ITEM, ITEMX?, UPC?) | (ITEMX,
UPC?) | (UPC)), USERAREA?)>
<!ELEMENT POLINESCHD ((%DATETIME.NEEDEDELV;), (%QUANTITY.ORDERED;), DESCRIPTN?,
PSCLINENUM?, USERAREA?)>

```

Process PO Element Usage (process_po_007.xgm)

The following table describes the data types (fields) in the DTD that are used by Oracle Applications to transmit the Process PO information.

See also: For more information on the Table/View Columns, see the eTechnical Reference Manual (eTRM) for Purchasing on Oracle *MetaLink*. The eTRM contains detailed descriptions of database tables, forms, reports, and programs. You can access Oracle *MetaLink* via <http://www.oracle.com/support/>.

In the following table, PHA is an abbreviation for PO_HEADERS_ARCHIVE_ALL. The following notation means the data is concatenated: | |.

Table A-1 Process PO Element Usage (process_po_007.xgm)

Field/ Data Type	Required?	Description	Oracle Applications Table/View.Column
CNTROL AREA	Required	The fields included in this area provide information about the XML document:	
BSR	Required	Shows the Business Service Request name per OAGI:	
VERB	Required	Value is PROCESS.	
NOUN	Required	Value is PO.	

Table A-1 Process PO Element Usage (process_po_007.xgm)

Field/ Data Type	Required?	Description	Oracle Applications Table/View.Column
REVISION	Required	Value is 007.	
SENDER	Required	Provides information on the system that sends the document:	
LOGICALID	Required	Sender system identifier.	
COMPONENT	Required	Sender application name. Value is PURCHASING.	
TASK	Required	Event or Action. Value is POISSUE.	
REFERENCEID	Required	Unique reference ID for this document.	
CONFIRMATION	Required	Confirmation when document is received. Value is 0, meaning none is required.	
LANGUAGE	Required	Language in which the text fields are transmitted.	
CODEPAGE	Required	Character set used in this XML document.	
AUTHID	Required	System ID of sender. Value is APPS.	
DATETIME (CREATION)(T)	Required	Creation date and time of the XML document.	
DATAAREA PROCESS_PO	Required	The fields included in this area provide information about the data included in the XML document.	
PO ORDERHDR	Required	This data type provides header-level purchase order (PO) information. One PO header data type is required per document.	
DATETIME (DOCUMENT) (T)	Optional	Timestamp for PO (Standard or Release) creation.	PO_ECX_HEADER_ARCH_V.CREATION_DATE PHA.CREATION_DATE
OPERAMT (EXTENDED)(T)	Optional	Total amount of the PO. Following are the fields included in this segment:	
VALUE	Optional	Monetary amount of the PO.	PO_ECX_HEADER_ARCH_V.order_total POGOT_S.ECX_GET_TOTAL ('H', PHA.PO_HEADER_ID, PHA.CURRENCY_CODE)

Table A-1 Process PO Element Usage (process_po_007.xgm)

Field/ Data Type	Required?	Description	Oracle Applications Table/View.Column
NUMOFDEC	Optional	Number of decimals in the VALUE field.	
SIGN	Optional	Indicator (+ or -) of whether the amount is positive or negative.	
CURRENCY	Optional	Three-character International Standards Organization (ISO) currency code.	PO_ECX_HEADER_ARCH_V.po_currency PHA.CURRENCY_CODE
UOMVALUE	Optional	Numeric value indicator of the value of the factor when amount is expressed in terms of multiples of the unit of measure (UOM).	
UOMNUM DEC	Optional	Number of decimals in the UOMVALUE field.	
UOM	Optional	Unit of measure (units of the quantitative amount).	
POID	Required	Unique ID for the purchase order. For standard purchase orders, the PO number from Oracle Purchasing is entered here. For blanket releases, it is Blanket PO# - Release#.	PO_ECX_HEADER_ARCH_V.CONTRACTBPHA.SEGMENT1
POTYPE	Required	Indicator of various types of POs. STANDARD or BLANKET is used here.	PO_ECX_HEADER_ARCH_V.TYPE_LOOKUP_CODE PHA.TYPE_LOOKUP_CODE
ACKREQUEST	Optional	Indicator to the supplier whether an acknowledgement is expected. Oracle does not support consuming Acknowledge PO, so this field is only used to indicate whether acceptance for the purchase order is required. Y (for Yes) means required; N (for No) means not required.	PO_ECX_HEADER_ARCH_V.acceptance_required_flag PHA.ACCEPTANCE_REQUIRED_FLAG
CONTRACTB	Optional	Not used. Oracle Purchasing has no contract number associated with the PO header. It is associated with each PO line.	
CONTRACTS	Optional	Supplier's contract document number, to be used only if this is a release from the blanket order (since it is only available for blanket orders and can only be loaded through the Purchasing Documents Open Interface).	PO_ECX_HEADER_ARCH_V.supplier_order_num PHA.VENDOR_ORDER_NUM

Table A-1 Process PO Element Usage (process_po_007.xgm)

Field/ Data Type	Required?	Description	Oracle Applications Table/View.Column
DESCRIPTION	Optional	Description for the PO header.	PO_ECX_HEADER_ARCH_V.COMMENTS PHA.COMMENTS
NOTES1- NOTES9 Only one NOTE tag	Optional	Notes to the supplier. For a standard PO, they come from the Note to Supplier in the Term and Conditions window. For releases, they are defaulted from the same place as the blanket order (Note to Supplier in the Terms and Conditions window).	PO_ECX_HEADER_ARCH_V.NOTE_TO_VENDOR PHA.NOTE_TO_VENDOR
OPRAMT AUTH	Optional	Not used.	
PORELEASE	Optional	Indicator of a new release number; used only when the PO type is BLANKET.	PO_ECX_HEADER_ARCH_V.release_num to_number(null)
TAXWEXMPT	Optional	Not used. (Tax Withholding Exempt)	
USERAREA	Optional	The following fields are provided by Oracle in this USERAREA:	
DATETIME (ACTSTART)	Optional	Start active date for the Blanket PO.	PO_ECX_HEADER_ARCH_V.start_date_active PHA.START_DATE_ACTIVE
DATETIME (ACTEND)	Optional	End active date for the Blanket PO.	PO_ECX_HEADER_ARCH_V.end_date_active PHA .END_DATE_ACTIVE
FOB	Optional	FOB shipping terms:	
DESCRIPTN	Optional	FOB description.	PO_ECX_HEADER_ARCH_V.fob_desc
TERMID	Optional	FOB terms.	PO_LOOKUP_CODES.DESCRPTION PO_ECX_HEADER_ARCH_V.fob_code PO_LOOKUP_CODES.LOOKUP_CODE

Table A-1 Process PO Element Usage (process_po_007.xgm)

Field/ Data Type	Required?	Description	Oracle Applications Table/View.Column
FTTERM	Optional	Freight payment terms:	
DESCRIPTN	Optional	Freight description.	PO_ECX_HEADER_ARCH_V.freight_desc
TERMID	Optional	Freight terms.	PO_LOOKUP_CODES.DESCRPTION PO_ECX_HEADER_ARCH_V.freight_code PO_LOOKUP_CODES.LOOKUP_CODE
EXCHRATE	Optional	Currency exchange rate.	PO_ECX_HEADER_ARCH_V.exchange_rate
DATETIME (EXCHRATE DATE)	Optional	Date for the exchange rate.	PHA.RATE PO_ECX_HEADER_ARCH_V.exch_rate_date PHA.RATE_DATE
DATETIME	Optional	Acceptance Due By date.	PO_ECX_HEADER_ARCH_V.acceptance_due_date PHA.ACCEPTANCE_DUE_DATE
CONFIRM	Optional	Indicator of whether the PO is confirmed by the supplier. Y (for Yes) means confirmed; N (for No) means not confirmed.	PO_ECX_HEADER_ARCH_V.confirming_order_flag PHA.CONFIRMING_ORDER_FLAG
DFFPO HEADER	Optional	PO header-level descriptive flexfield (DFF) attributes (16).	PO_ECX_HEADER_ARCH_V.dff_hdr_attr1-16
ATTRI BUTE1			PO_VENDORS.ATTRIBUTE_CATEGORY
ATTRI BUTE2 - 16	Optional	PO header-level descriptive flexfield (DFF) attributes (16).	PO_VENDORS.ATTRIBUTE1-15

Table A-1 Process PO Element Usage (process_po_007.xgm)

Field/ Data Type	Required?	Description	Oracle Applications Table/View.Column
PCARDHDR	Optional	This segment contains P-card detail:	PO_XML_DELIVERY.GET_CARD_INFO(document_id, type_lookup_code, pcardnum, membername, card_exp_date, pcardbrand)
MEMBER NAME		Member name on the P-card.	
PCARD NUM		P-card number.	
DATETIME		Expiration date of the P-card.	
PCARD BRAND		Brand of the P-card	
PARTNER - Supplier	Required	This data type provides information about the trading partner. Two occurrences of the partner data type are required—Supplier and SoldTo. Oracle Purchasing provides two additional Partner occurrences—BillTo and Carrier—which are optional per the DTD.	
NAME	Required	Name of the trading partner.	PO_ECX_HEADER_ARCH_V.suppl_org_name PO_VENDORS.VENDOR_NAME
ONETIME	Required	Indicator of whether this partner is established for this transaction only.	PO_ECX_HEADER_ARCH_V.suppl_otf DECODE(PO_VENDORS.ONE_TIME_FLAG, 'N', '0', '1')
PARTNRID	Required	Unique identifier for the partner in Oracle Applications (Supplier Number).	PO_ECX_HEADER_ARCH_V.supplier_partner_id PO_VENDORS.SEGMENT1
PARTNER TYPE	Required	Type of partner. Value is Supplier.	PO_ECX_HEADER_ARCH_V.suppl_partner_type Supplier
CURRENCY	Optional	Preferred operating currency of the partner.	PO_ECX_HEADER_ARCH_V.suppl_currency PO_VENDORS.PAYMENT_CURRENCY_CODE
DESCRIPTION	Optional	Not used.	
NAME2 - NAME9	Optional	Not used.	

Table A-1 Process PO Element Usage (process_po_007.xgm)

Field/ Data Type	Required?	Description	Oracle Applications Table/View.Column
PARTNRIDX	Optional	Unique identifier of the partner Supplier.	PO_ECX_HEADER_ARCH_V.supplier_partner_id_x NVL(PO_VENDOR_SITES_ALL.ECE_TP_LOCATION_CODE, PHA.VENDOR_ID)
TAXEXEMPT	Optional	Not used.	
TAXID	Optional	Tax identifier of the partner.	PO_ECX_HEADER_ARCH_V.num_1099 PO_VENDORS.NUM_1099
USERAREA	Optional	The following fields are provided by Oracle in this data area:	
DFFVENDOR ATTRI BUTE1	Optional	PO supplier-level descriptive flexfield attributes (16).	PO_ECX_HEADER_ARCH_V.dff_vend_attr1-16 PO_VENDORS.ATTRIBUTE_CATEGORY
ATTRI BUTE2 - 16	Optional	PO supplier-level descriptive flexfield attributes (16).	PO_VENDORS.ATTRIBUTE1-15
CUSTOMER NUM	Optional	Buyer's identifier in the supplier's system (supplier's customer number).	PO_ECX_HEADER_ARCH_V.customer_num PO_VENDORS.CUSTOMER_NUM
ADDRESS - Supplier	Required	This data type provides address information for this partner. The following rows list fields for the address data type related to the partner supplier site:	
ADDR LINE1- ADDR LINE9	Required	Lines of site address.	PO_ECX_HEADER_ARCH_V.supp_addr_line1-3 PO_VENDOR_SITES_ALL.ADDRESS_LINE1-3
ADDRTYPE	Optional	Not used.	
CITY	Required	City within the address.	PO_ECX_HEADER_ARCH_V.supp_city PO_VENDOR_SITES_ALL.CITY

Table A-1 Process PO Element Usage (process_po_007.xgm)

Field/ Data Type	Required?	Description	Oracle Applications Table/View.Column
COUNTRY	Optional	Country within the address.	PO_ECX_HEADER_ARCH_V.supp_country PO_VENDOR_SITES_ALL.COUNTRY
COUNTY	Optional	Not used.	
DESCRIPTN	Optional	Supplier site name.	PO_ECX_HEADER_ARCH_V.sup_site_code PO_VENDOR_SITES_ALL.VENDOR_SITE_CODE
FAX1	Optional	Fax numbers of the supplier site.	PO_ECX_HEADER_ARCH_V.supplier_fax PVSA.FAX_AREA_CODE PO_VENDOR_SITES_ALL.FAX
POSTAL CODE	Optional	Postal code within the address.	PO_ECX_HEADER_ARCH_V.supp_zip PO_VENDOR_SITES_ALL.ZIP
REGION	Optional	Not used.	
STATE PROVN	Required	State or province within the address.	PO_ECX_HEADER_ARCH_V.supp_state PO_VENDOR_SITES_ALL.STATE
TAX JRSDCTN	Optional	Not used.	
TELE PHONE1 - TELE PHONE9	Optional	Telephone numbers for this address.	PO_ECX_HEADER_ARCH_V.supp_phone PO_VENDOR_SITES_ALL.AREA_CODE ' ' PO_VENDOR_SITES_ALL.PHONE
URL	Optional	Not used.	
USERAREA DFF VENDOR SITE ATTRI BUTE1	Optional	PO supplier site-level descriptive flexfield attributes (16).	PO_ECX_HEADER_ARCH_V.dff_vend_site_attr1-16 PO_VENDOR_SITES_ALL.ATTRIBUTE_CATEGORY

Table A-1 Process PO Element Usage (process_po_007.xgm)

Field/ Data Type	Required?	Description	Oracle Applications Table/View.Column
ATTRI BUTE2-16	Optional	PO supplier site-level descriptive flexfield attributes (16).	PO_VENDOR_SITES_ ALL.ATTRIBUTE1-15
CONTACT - Supplier	Required	This data type provides contact information for this supplier:	
NAME	Required	Contact name for the supplier. The contact is entered for each PO at the header; that contact is used as the supplier contact. The contact name and the telephone numbers of this contact are used.	PO_ECX_HEADER_ARCH_ V.sup_contact_name PO_VENDOR_CONTACTS .FIRST_NAME ' ' PO_ VENDOR_CONTACTS .MIDDLE_NAME ' ' PO_ VENDOR_CONTACTS .LAST_ NAME
DESCRIPTN	Optional	Not used.	
EMAIL	Optional	E-mail address for the contact.	PO_ECX_HEADER_ARCH_ V.supplier_email PO_VENDOR_SITES_ ALL.EMAIL_ADDRESS
FAX1 - FAX9	Optional	Fax number of the contact.	PO_ECX_HEADER_ARCH_ V.supplier_fax PO_VENDOR_SITES_ALL.FAX_ AREA_CODE PO_VENDOR_ SITES_ALL .FAX
NAME2 - NAME9	Optional	Not used.	
TELE PHONE1 - TELE PHONE9	Optional	Telephone number of the contact.	PO_ECX_HEADER_ARCH_ V.sup_contact_phone PO_VENDOR_CONTACTS .AREA_CODE '-' PO_ VENDOR_CONTACTS .PHONE
PARTNER - SoldTo	Required	Buyer information, using the following fields:	
NAME1	Required	Name of the buyer company.	PO_ECX_HEADER_ARCH_ V.buying_org_name HR_ALL_ORGANIZATION_ UNITS_TL.NAME

Table A-1 Process PO Element Usage (process_po_007.xgm)

Field/ Data Type	Required?	Description	Oracle Applications Table/View.Column
ONETIME	Required	Indicator of whether this partner is established for this transaction only.	PO_ECX_HEADER_ARCH_V.buying_org_otf 0
PARTNRID	Required	Unique identifier for the partner in Oracle Applications.	PO_ECX_HEADER_ARCH_V.partner_id PHA.ORG_ID
PARTNER TYPE	Required	Identifier for the type of partner. Value is SoldTo.	PO_ECX_HEADER_ARCH_V.buying_org_partner_type SoldTo
CURRENCY	Optional	Preferred operating currency of the partner.	PO_ECX_HEADER_ARCH_V.buying_org_currency GL_SETS_OF_BOOKS.CURRENCY_CODE
DESCRIPTION	Optional	Not used.	
NAME2 - NAME9	Optional	Not used.	
PARTNRIDX	Optional	Unique identifier of the partner.	PO_ECX_HEADER_ARCH_V.partner_id_x HR_LOCATIONS_ALL.ECE_TP_LOCATION_CODE
TAXEXEMPT	Optional	Not used.	
TAXID	Optional	Not used.	
USERAREA	Optional	Not used.	
ADDRESS - SoldTo	Optional	The following rows list fields for the address data type related to the partner SoldTo:	
ADDR LINE1 - ADDR LINE3	Optional	Lines of the address.	PO_ECX_HEADER_ARCH_V.buying_org_addr_line1-3 HR_ORGANIZATION_UNITS_V.ADDRESS_LINE_1-3
ADDRTYPE	Optional	Not used.	
CITY	Optional	City within the address.	PO_ECX_HEADER_ARCH_V.buying_org_city HR_ORGANIZATION_UNITS_V.COUNTRY

Table A-1 Process PO Element Usage (process_po_007.xgm)

Field/ Data Type	Required?	Description	Oracle Applications Table/View.Column
COUNTRY	Optional	Country within the address.	PO_ECX_HEADER_ARCH_V.buying_org_country HR_ORGANIZATION_UNITS_V.COUNTRY
COUNTY	Optional	Not used.	
DESCRIPTN	Optional	Not used.	
FAX1 - FAX9	Optional	Not used	
POSTAL CODE	Optional	Postal code within the address.	PO_ECX_HEADER_ARCH_V.buying_org_zip HR_ORGANIZATION_UNITS_V.POSTAL_CODE
REGION	Optional	Not used.	
STATE PROVN	Optional	State of province within the address.	PO_ECX_HEADER_ARCH_V.buying_org_state HR_ORGANIZATION_UNITS_V.REGION_2
TAX JRSDCTN	Optional	Not used.	
TELE PHONE1 - TELE PHONE9	Optional	Telephone numbers for this address.	PO_ECX_HEADER_ARCH_V.buying_org_phone1-3 HR_ORGANIZATION_UNITS_V.TELEPHONE_NUMBER_1-3
URL	Optional	Not used.	
USERAREA	Optional	Not used.	
CONTACT - SoldTo	Required	The following rows list fields for the contact data type related to the partner SoldTo:	
NAME1	Required	Full name of the buyer.	PO_ECX_HEADER_ARCH_V.buyer_full_name PER_ALL_PEOPLE_F.FULL_NAME
DESCRIPTN	Optional	Not used.	

Table A-1 Process PO Element Usage (process_po_007.xgm)

Field/ Data Type	Required?	Description	Oracle Applications Table/View.Column
EMAIL	Optional	E-mail address for the contact.	PO_ECX_HEADER_ARCH_V.buyer_email PER_ALL_PEOPLE_F.EMAIL_ADDRESS
FAX1 - FAX9	Optional	Not used.	
NAME2 - NAME9	Optional	Not used.	
TELEPHONE1 - TELEPHONE9	Optional	Telephone number of the contact.	PO_ECX_HEADER_ARCH_V.buyer_telephone HR_GENERAL.GET_WORK_PHONE(PHA.AGENT_ID)
USERAREA	Optional	Not used.	
PARTNER - BillTo	Optional	Bill-to location in Oracle Applications. All the organization information is obtained from the SoldTo organization itself.	
NAME1	Required	Name of the trading partner.	PO_ECX_HEADER_ARCH_V.billto_org_name HR_ORGANIZATION_UNITS_V.NAME
ONETIME	Required	Indicator of whether this partner is established for this transaction only.	PO_ECX_HEADER_ARCH_V.billto_org_of '0
PARTNRID	Required	Unique identifier for the Bill To Location ID in Oracle Applications.	PO_ECX_HEADER_ARCH_V.partner_id PHA.ORG_ID
PARTNER TYPE	Required	Identifier for the type of partner. Value is BillTo.	PO_ECX_HEADER_ARCH_V.billto_partner_type 'BillTo
CURRENCY	Optional	Preferred operating currency of the partner.	PO_ECX_HEADER_ARCH_V.billto_org_currency FINANCIALS_SYSTEM_PARAMS_ALL.PAYMENT_CURRENCY_CODE
DESCRIPTION	Optional	Not used.	
NAME2 - NAME9	Optional	Not used.	

Table A-1 Process PO Element Usage (process_po_007.xgm)

Field/ Data Type	Required?	Description	Oracle Applications Table/View.Column
PARTNRIDX	Optional	Unique identifier of the partner.	PO_ECX_HEADER_ARCH_V.partner_id_x HR_LOCATIONS_ALL.ECE_TP_LOCATION_CODE
TAXEXEMPT	Optional	Not used.	
TAXID	Optional	Not used.	
USERAREA	Optional	Not used.	
ADDRESS - BillTo	Optional	The following rows list fields for the address data type related to the partner BillTo.	
ADDR LINE1 - ADDR LINE9	Optional	Lines of the address.	PO_ECX_HEADER_ARCH_V.billto_org_addr_line1-3 HR_LOCATIONS_ALL.ADDRESS_LINE_1-3
ADDRTYPE	Optional	Not used.	
CITY	Optional	City within the address.	PO_ECX_HEADER_ARCH_V.billto_org_city HR_LOCATIONS_ALL.TOWN_OR_CITY
COUNTRY	Optional	Country within the address.	PO_ECX_HEADER_ARCH_V.billto_org_country HR_LOCATIONS_ALL.COUNTRY
COUNTY	Optional	Not used.	
DESCRIPTN	Optional	Not used.	
FAX1 - FAX9	Optional	Not used.	
POSTAL CODE	Optional	Postal code within the address.	PO_ECX_HEADER_ARCH_V.billto_org_zip HR_LOCATIONS_ALL.POSTAL_CODE
REGION	Optional	Not used.	

Table A-1 Process PO Element Usage (process_po_007.xgm)

Field/ Data Type	Required?	Description	Oracle Applications Table/View.Column
STATE PROVN	Optional	State or province within the address.	PO_ECX_HEADER_ARCH_ V.billto_org_state HR_LOCATIONS_ALL.REGION_ 2
TAX JRSDCTN	Optional	Not used.	
TELE PHONE1 - TELE PHONE9	Optional	Telephone numbers for this address.	PO_ECX_HEADER_ARCH_ V.billto_org_phone1-3 HR_LOCATIONS_ ALL.TELEPHONE_NUMBER_1-3
URL	Optional	Not used.	
USERAREA	Optional	Not used.	
CONTACT - BillTo	Optional	Not used.	
PARTNER - Carrier	Optional	Carrier information is passed in this segment:	
NAME1	Required	Name of the trading partner.	PO_ECX_HEADER_ARCH_ V.carrier_org_name PHA.SHIP_VIA_LOOKUP_CODE
ONETIME	Required	Indicator of whether this partner is established for this transaction only.	PO_ECX_HEADER_ARCH_ V.carrier_org_of DECODE(PHA.SHIP_VIA_ LOOKUP_CODE, NULL, NULL, '0')
PARTNRID	Required	Not used by Oracle Applications, but required by OAGI. It is assigned a fixed value of 0.	
PARTNER TYPE	Required	Identifier for the type of partner. Value is Carrier.	PO_ECX_HEADER_ARCH_ V.carrier_partner_type DECODE(PHA.SHIP_VIA_ LOOKUP_ CODE,NULL,NULL,'Carrier')
CURRENCY	Optional	Not used.	
DESCRIPTION	Optional	Not used.	

Table A-1 Process PO Element Usage (process_po_007.xgm)

Field/ Data Type	Required?	Description	Oracle Applications Table/View.Column
NAME2 - NAME9	Optional	Not used.	
PARTNRIDX	Optional	Not used.	
TAXEXEMPT	Optional	Not used.	
TAXID	Optional	Not used.	
USERAREA	Optional	Not used.	
ADDRESS	Optional	Not used for the partner carrier.	
CONTACT	Optional	Not used for the partner carrier.	
POTERM	Required	The POTERM data type represents payment due dates and discounts:	
DESCRIPTN	Required	Description of payment terms.	PO_ECX_HEADER_ARCH_V.payment_terms_description AP_TERMS.DESCRPTION
TERMID	Required	Identifier for payment terms.	PO_ECX_HEADER_ARCH_V.payment_terms_name AP_TERMS.NAME
CHARGE	Optional	Not used.	
DISTRIBUTN	Optional	Not used.	
ATTCHREF	Optional	Not used	
PO ORDERLIN	Required	This data type provides details of a PO line. At least one PO line data type is required. This data type will occur one or more times and contains the following fields:	
QUANTITY (ORDERED)	Required	Quantity of the item ordered, using the following fields:	
VALUE	Required	Numeric value of the quantity.	PO_ECX_LINE_ARCH_V.quantity PO_LINES_ARCHIVE_ALL.QUANTITY
NUMOFDEC	Required	One-character numeric value that indicates the number of decimals in the value field.	

Table A-1 Process PO Element Usage (process_po_007.xgm)

Field/ Data Type	Required?	Description	Oracle Applications Table/View.Column
SIGN	Required	Indicator (+ or -) of whether the quantity is positive or negative.	
UOM	Required	Unit of measure that indicates the units of the quantity.	PO_ECX_LINE_ARCH_V.QUANT_UOM MTL_UNITS_OF_MEASURE_TL.UOM_CODE
OPERAMT (UNIT)(T)	Optional	Unit price of the item. Following are the fields included in this segment:	
VALUE	Optional	Monetary unit amount of the PO line.	PO_ECX_LINE_ARCH_V.price PO_LINES_ARCHIVE_ALL.UNIT_PRICE
NUMOFDEC	Optional	Indicator of the number of decimals in the value field.	
SIGN	Optional	Indicator (+ or -) of whether the amount is positive or negative.	
CURRENCY	Optional	Three-character ISO currency code.	po_ecx_header_arch_v.po_currency PHA.CURRENCY_CODE
UOMVALUE	Optional	Numeric indicator of the value of the factor when amount is expressed in terms of multiples of the UOM.	
UOMNUM DEC	Optional	Number of decimals in the UOMVALUE field.	
UOM	Optional	Unit of measure indicator (units of the quantitative amount).	po_ecx_line_arch_v.quant_uom MTL_UNITS_OF_MEASURE_TL.UOM_CODE
POLINENUM	Required	Line number of the PO.	PO_ECX_LINE_ARCH_V.line_num PO_LINES_ARCHIVE_ALL.LINE_NUM
UPC	Optional	Not used.	
DATETIME (NEEDELV)	Optional	Not used.	

Table A-1 Process PO Element Usage (process_po_007.xgm)

Field/ Data Type	Required?	Description	Oracle Applications Table/View.Column
DRAWING	Optional	Not used.	
HAZRDMATL	Optional	Hazardous material class description.	PO_ECX_LINE_ARCH_V.hazrdmtl PO_HAZARD_CLASSES.HAZARD_CLASS
ITEMRV	Optional	Item revision number.	PO_ECX_LINE_ARCH_V.itemrvx PO_LINES_ARCHIVE_ALL.ITEM_REVISION
ITEMRVX	Optional	Not used.	
NOTES1 - NOTES9	Optional	Note to supplier.	PO_ECX_LINE_ARCH_V.note_to_vendor PO_LINES_ARCHIVE_ALL.NOTE_TO_VENDOR
PACKING	Optional	Not used.	
POLNSTATUS	Optional	Not used.	
TAXWEXMPT	Optional	Not used.	
DESCRIPTN	Optional	Description of the item.	PO_ECX_LINE_ARCH_V.description PO_LINES_ARCHIVE_ALL.ITEM_DESCRIPTION
ITEM	Required	Identifier of the product. All segments are concatenated to display the item.	PO_ECX_LINE_ARCH_V.item MTL_SYSTEM_ITEMS_B_KFV.SEGMENT1
ITEMX	Optional	Supplier's item number.	PO_ECX_LINE_ARCH_V.itemx PO_LINES_ARCHIVE_ALL.VENDOR_PRODUCT_NUM
USERAREA	Optional	The following fields are provided by Oracle Applications within this USERAREA:	
REQUESTOR	Optional	Requestor of this line.	PO_XML_DELIVERY.GET_LINE_REQUESTOR(poid, po_line_id, parameter1, type_lookup_code, revision_num, requestor)

Table A-1 Process PO Element Usage (process_po_007.xgm)

Field/ Data Type	Required?	Description	Oracle Applications Table/View.Column
CATEGORYID	Optional	Item category unique identifier.	PO_ECX_LINE_ARCH_V.categoryid MTL_CATEGORIES_KFV.CONCATENATED_SEGMENTS
CONTRACT PONUM	Optional	Contract PO number for this line.	PO_ECX_LINE_ARCH_V.contract_num PO_LINES_ARCHIVE_ALL.CONTRACT_NUM
CONTRACT POLINENUM	Optional	Contract PO line number for this line.	PO_ECX_LINE_ARCH_V.line_num PO_LINES_ARCHIVE_ALL.LINE_NUM
VENDOR QUOTENUM	Optional	Supplier's quote number for this line.	PO_ECX_LINE_ARCH_V.vendorquotenum PO_HEADERS_ALL.QUOTE_VENDOR_QUOTE_NUMBER
LISTPRICE	Optional	List price of the item.	PO_ECX_LINE_ARCH_V.listprice PO_LINES_ARCHIVE_ALL.LIST_PRICE_PER_UNIT
MARKET PRICE	Optional	Market price of the item.	PO_ECX_LINE_ARCH_V.marketprice PO_LINES_ARCHIVE_ALL.MARKET_PRICE
PRICENOT TOEXCEED	Optional	Unit price not to exceed this amount.	PO_ECX_LINE_ARCH_V.pricenototoexceed PO_LINES_ARCHIVE_ALL.NOT_TO_EXCEED_PRICE
NEGPRICE	Optional	Negotiable price indicator, using Y (for Yes) or N (for No). Only applicable to blankets. Known as Price Override in Oracle Purchasing.	PO_ECX_LINE_ARCH_V.negprice PO_LINES_ARCHIVE_ALL.NEGOTIATED_BY_PREPARER_FLAG

Table A–1 Process PO Element Usage (process_po_007.xgm)

Field/ Data Type	Required?	Description	Oracle Applications Table/View.Column
TAXABLE	Optional	Indicator of whether this item is taxable, using Y (for Yes) or N (for No).	PO_ECX_LINE_ARCH_V.taxable PO_LINES_ARCHIVE_ALL.TAXABLE_FLAG
TXNREASON CODE	Optional	Transaction reason code, used to group requisition lines for autocreating POs.	PO_ECX_LINE_ARCH_V.txnreasoncode PO_LINES_ARCHIVE_ALL.TRANSACTION_REASON_CODE
TYPE1099	Optional	Type 1099, using Y (for Yes) or N (for No).	PO_ECX_LINE_ARCH_V.type1099 PO_LINES_ARCHIVE_ALL.TYPE_1099
LINEORDER TYPE	Optional	Line order type, such as Goods or Services.	PO_ECX_LINE_ARCH_V.lineordertype PO_LINE_TYPES.LINE_TYPE
HAZRDUN NUM	Optional	UN hazard number.	PO_ECX_LINE_ARCH_V.hazrdunnum PO_UN_NUMBERS_TL.UN_NUMBER
HAZRDUN DESC	Optional	UN hazard description.	PO_ECX_LINE_ARCH_V.hazrdundesc PO_UN_NUMBERS_TL.DESCRPTION
DFFLINE ATTRIBUTE1	Optional	Descriptive flexfields at the line level.	PO_ECX_LINE_ARCH_V.dff_line_attr1-16 PO_LINES_ARCHIVE_ALL.ATTRIBUTE_CATEGORY
ATTRIBUTE2-16	Optional	Descriptive flexfields at the line level.	PO_LINES_ARCHIVE_ALL.ATTRIBUTE1-15
DFFITEM ATTRIBUTE1	Optional	Descriptive flexfields at the item level.	PO_ECX_LINE_ARCH_V.dff_item_attr1-16 MTL_CATEGORIES_KFV.ATTRIBUTE_CATEGORY

Table A-1 Process PO Element Usage (process_po_007.xgm)

Field/ Data Type	Required?	Description	Oracle Applications Table/View.Column
ATTRI BUTE2-16	Optional	Descriptive flexfields at the item level.	MTL_CATEGORIES_ Kfv.ATTRIBUTE1-15
KFFITEM ATTRI BUTE1-20	Optional	Key flexfields at the item level.	PO_ECX_LINE_ARCH_V.kff_ item_attr1-20 MTL_CATEGORIES_ Kfv.SEGMENT1-20
PARTNER	Optional	Not used at the line level.	
ATTCHREF	Optional	Not used.	
POTERM	Optional	Not used at line level. Terms are defined at the header level.	
DISTRIBUTN	Optional	Not used at the line level.	
CHARGE	Optional	Not used.	
POSUBLINE	Optional	Not used.	
PO LINESCHD	Optional	Data type for requested ship date information for this PO line, using the following fields:	
DATETIME (NEED DELV)(T)	Required	Need-by delivery date.	PO_ECX_LINE_LOC_ARCH_ V.need_by_date PO_LINE_LOCATIONS_ ARCHIVE_ALL.NEED_BY_DATE
QUANTITY (ORDERED)	Required	Quantity of the item ordered, using the following fields:	
VALUE	Required	Numeric value of the quantity.	PO_ECX_LINE_LOC_ARCH_ V.ordered_quantity PO_LINE_LOCATIONS_ ARCHIVE_ALL.QUANTITY - PO_LINE_LOCATIONS_ ARCHIVE_ALL.QUANTITY_ CANCELLED
NUMOFDEC	Required	One-character numeric indicator of the number of decimals in the value field.	

Table A-1 Process PO Element Usage (process_po_007.xgm)

Field/ Data Type	Required?	Description	Oracle Applications Table/View.Column
SIGN	Required	Indicator (+ or -) of whether the quantity is positive or negative.	
UOM	Required	Unit of measure indicator of the units of the quantity.	PO_ECX_LINE_LOC_ARCH_V.uom DECODE(PO_LINE_LOCATIONS_ARCHIVE_ALL.UNIT_MEAS_LOOKUP_CODE, NULL, PO_LINES_ALL.UNIT_MEAS_LOOKUP_CODE, PO_LINE_LOCATIONS_ARCHIVE_ALL.UNIT_MEAS_LOOKUP_CODE)
DESCRIPTN	Optional	Not used.	
PSCLINENUM	Optional	Line number on the delivery schedule of the PO.	PO_ECX_LINE_LOC_ARCH_V.shipment_num PO_LINE_LOCATIONS_ARCHIVE_ALL.SHIPMENT_NUM
USERAREA	Optional	The following fields are provided by Oracle in the USERAREA:	
DATETIME (PROMSHIP)	Optional	Promise date.	PO_ECX_LINE_LOC_ARCH_V.promised_date PO_LINE_LOCATIONS_ARCHIVE_ALL.PROMISED_DATE
DATETIME (APPROVAL)	Optional	Last acceptance date.	PO_ECX_LINE_LOC_ARCH_V.last_accept_date PO_LINE_LOCATIONS_ARCHIVE_ALL.LAST_ACCEPT_DATE
PRICEOVRD	Optional	Reserved for future use.	PO_ECX_LINE_LOC_ARCH_V.price_override PO_LINE_LOCATIONS_ARCHIVE_ALL.PRICE_OVERRIDE

Table A-1 Process PO Element Usage (process_po_007.xgm)

Field/ Data Type	Required?	Description	Oracle Applications Table/View.Column
TAXABLE	Optional	Taxable indicator, using Y (for Yes) or N (for No).	PO_ECX_LINE_LOC_ARCH_V.taxable_flag PO_LINE_LOCATIONS_ARCHIVE_ALL.TAXABLE_FLAG
TAXCODE	Optional	Tax code if taxable is Y.	PO_ECX_LINE_LOC_ARCH_V.tax_code_id PO_LINE_LOCATIONS_ARCHIVE_ALL.TAX_CODE_ID
PARTNER - ShipTo	Optional	The following fields related to the ShipTo partner data type are provided by Oracle Applications within this USERAREA:	
NAME	Optional	Name of the ShipTo partner.	PO_ECX_LINE_LOC_ARCH_V.shipto_org_name HR_ORGANIZATION_UNITS_V.NAME
ONETIME	Optional	Indicator of whether this partner is established for this transaction only. This is always 0.	PO_ECX_LINE_LOC_ARCH_V.shipto_org_otf 0
PARTNRID	Optional	Unique identifier for the partner in Oracle Applications.	PO_ECX_LINE_LOC_ARCH_V.partner_id PO_LINE_LOCATIONS_ARCHIVE_ALL.ORG_ID
PARTNER TYPE	Optional	Identifier for the type of partner. Value is ShipTo.	PO_ECX_LINE_LOC_ARCH_V.shipto_org_partner_type ShipTo
CURRENCY	Optional	Preferred operating currency of the partner.	PO_ECX_HEADER_ARCH_V.po_currency PHA.CURRENCY_CODE
PARTNRIDX	Optional	Unique identifier of the partner.	For a standard Human Resources (HR) location: HR_LOCATIONS_ALL.ECE_TP_LOCATION_CODE For a drop-ship location: (Not used.)
ADDRESS - ShipTo	Optional	The ADDRESS element contains the following fields:	

Table A-1 Process PO Element Usage (process_po_007.xgm)

Field/ Data Type	Required?	Description	Oracle Applications Table/View.Column
ADDR LINE1 - ADDR LINE9	Optional	Lines of address for the partner ShipTo.	For a standard HR location: HR_ LOCATIONS_ ALL.ADDRESS_ LINE_1 HR_ LOCATIONS_ ALL.ADDRESS_ LINE_2 HR_ LOCATIONS_ ALL.ADDRESS_ LINE_3 For a drop-ship location: HZ_ LOCATIONS.ADDRESS1 HZ_ LOCATIONS.ADDRESS2 HZ_ LOCATIONS.ADDRESS3
CITY	Optional	City within the address.	For a standard HR location: HR_ LOCATIONS_ ALL.TOWN_ OR_ CITY For a drop-ship location: HZ_ LOCATIONS.CITY
COUNTRY	Optional	Country within the address.	For a standard HR location: HR_ LOCATIONS_ ALL.COUNTRY For a drop-ship location: HZ_ LOCATIONS.COUNTRY
POSTAL CODE	Optional	Postal code within the address.	For a standard HR location: HR_ LOCATIONS_ ALL.POSTAL_ CODE For a drop-ship location: HZ_ LOCATIONS.POSTAL_ CODE
STATE PROVN	Optional	State or province within the address.	For a standard HR location: HR_ LOCATIONS_ ALL.REGION_2 For a drop-ship location: HZ_ LOCATIONS.STATE

Table A-1 Process PO Element Usage (process_po_007.xgm)

Field/ Data Type	Required?	Description	Oracle Applications Table/View.Column
TELEPHONE1 - TELEPHONE9	Optional	Telephone numbers for this address.	For a standard HR location: HR_LOCATIONS_ALL.TELEPHONE_NUMBER_1 HR_LOCATIONS_ALL.TELEPHONE_NUMBER_2 HR_LOCATIONS_ALL.TELEPHONE_NUMBER_3 For a drop-ship location: (Not used.)
ATTCHREF	Optional	Not used	
DISTPROJECT	Optional	This segment is used only if Oracle Projects is installed, and there are project details to pass. There could be multiple occurrences of this segment for each shipment schedule. The segment contains the following fields:	
REQUESTOR	Optional	Requester.	PO_ECX_DISTRBN_ARCH_V.requestor PER_ALL_PEOPLE_F.FULL_NAME
DISTNUM	Optional	Distribution number.	PO_ECX_DISTRBN_ARCH_V.distribution_num PO_DISTRIBUTIONS_ARCHIVE_ALL.DISTRIBUTION_NUM
PROJECTNUM	Optional	Project number.	PO_ECX_DISTRBN_ARCH_V.project_num MRP_GET_PROJECT.PROJECT(PO_DISTRIBUTIONS_ARCHIVE_ALL.PROJECT_ID)
PROJECTTYP	Optional	Project type.	PO_ECX_DISTRBN_ARCH_V.project_type PA_PROJECTS_ALL.PROJECT_TYPE

Table A-1 Process PO Element Usage (process_po_007.xgm)

Field/ Data Type	Required?	Description	Oracle Applications Table/View.Column
TASK NUM	Optional	Project task number.	PO_ECX_DISTRBN_ARCH_V.task_num PA_TASKS.TASK_NUMBER
QUANTITY (ORDERED)	Optional	Quantity ordered for this distribution line.	PO_ECX_DISTRBN_ARCH_V.qty_ordered PO_DISTRIBUTIONS_ARCHIVE_ALL.QUANTITY_ORDERED
CONVRATE	Optional	Currency conversion rate.	PO_ECX_DISTRBN_ARCH_V.conversion_rate PO_DISTRIBUTIONS_ARCHIVE_ALL.RATE
DATE TIME(EX RATE DATE)	Optional	Currency conversion date.	PO_ECX_DISTRBN_ARCH_V.conv_rate_date PO_DISTRIBUTIONS_ARCHIVE_ALL.RATE_DATE
DEST TYPE	Optional	Destination type code, such as Inventory or Expense.	PO_ECX_DISTRBN_ARCH_V.destination_type PO_DISTRIBUTIONS_ARCHIVE_ALL.DESTINATION_TYPE_CODE
DFD DISTRIB BUTN ATTRI BUTE1	Optional	Distribution descriptive flexfields (16).	PO_ECX_DISTRBN_ARCH_V.dff_dist_attr1-16 PO_DISTRIBUTIONS_ARCHIVE_ALL.ATTRIBUTE_CATEGORY
ATTRI BUTE2-16	Optional	Distribution descriptive flexfields (16).	PO_DISTRIBUTIONS_ARCHIVE_ALL.ATTRIBUTE1-15

Change Order

CHANGE_PO DTD

Following is the CHANGE PO - REVISION 006 DTD used for transmitting changes to PO in the buyer's Oracle Applications system:

```

<!-- License information for this file is provided in LICENSE.TXT -->
<!-- For support, more information, or to report implementation bugs,
      please contact the Open Applications Group at xml@openapplications.org -->
<!--
  $Header: 057_change_po_006.dtd 115.0 2002/02/27 22:59:24 fuagusti noship $
  $Revision: 115.0 $
  $Date: 2002/02/27 22:59:24 $
  Open Applications Group DTD
  Copyright 1998-2001, All Rights Reserved

  $Name: $

```

```

Kurt6.2.011/22/1999Initial Release - from version 002
rjj7.0.010/15/2000Special Revision Update
rjj7.0.211/24/2000Allow multiple instances of NOTES.
mlr7.104/16/2001Add ATTCHREF to BOD.

```

Structure Overview

```

CHANGE_PO (POHEADER, POLINE*)
POHEADER (ATTCHREF*, CHARGE*, PARTNER*, POTERM*)
POTERM ()
POLINE (ATTCHREF*, CHARGE*, DISTRIBUTN*, PARTNER*, POHISTORY*, POSUBLINE*,
POTERM*, SCHEDULE*)
POHISTORY ()
POSUBLINE ()
SCHEDULE ()

```

Notes:

```

-->
<!-- ===== -->
<ENTITY % RESOURCES SYSTEM "oagis_resources.dtd">
%RESOURCES;
<!-- ===== -->
<ELEMENT CHANGE_PO_006 (CNTROLAREA, DATAAREA+)>
<!ATTLIST VERB
value CDATA #FIXED "CHANGE"
>
<!ATTLIST NOUN
value CDATA #FIXED "PO"
>
<!ATTLIST REVISION
value CDATA #FIXED "006"
>

```

```

<!ELEMENT DATAAREA (CHANGE_PO)>
<!ELEMENT CHANGE_PO (POHEADER, POLINE*)>
<!ELEMENT POHEADER ((%DATETIME.DOCUMENT;)?, (%OPERAMT.EXTENDED.T;)?, POID,
BUYERID?, CONTRACTB?, CONTRACTS?, COSTCENTER?, DELIVERTO?, DESCRIPTN?, DOCKID?,
FUND?, GLENTITYS?, GLNOMACCT?, NOTES*, OPRAMTAUTH?, PLANNERID?, POENTITY?,
PORELEASE?, POSTATUS?, POTYPE?, REASONCODE?, REQUESTER?, REQUISTNID?,
SALESORDID?, SITELEVEL*, TAXWHEXMPT?, USERAREA?, ATTCREF*, CHARGE*, PARTNER*,
POTERM*)>
<!ELEMENT POTERM (DESCRIPTN?, TERMID?, ((DAYOFMONTH, PROXMONTH) | (DAYSNUM))?,
((%OPERAMT.EXTENDED.T; | (%QUANTITY.PERCENT;))?, USERAREA?)>
<!ELEMENT POLINE ((%DATETIME.NEEDEDELV;)?, (%OPERAMT.UNIT.T;)?,
(%QUANTITY.BACKORDER;)?, (%QUANTITY.OPEN;)?, (%QUANTITY.ORDERED;)?,
(%QUANTITY.RECEIVED;)?, POLINENUM, BUYERID?, COMMODITY*, CONTRACTB?, CONTRACTS?,
COSTCENTER?, DELIVERTO?, DESCRIPTN?, DOCKID?, DRAWING?, FRGHTCLS?, FUND?,
GLENTITYS?, GLNOMACCT?, HAZRDMATL?, ITEM?, ITEMRV?, ITEMRVX?, ITEMTYPE?, ITEMX?,
NOTES*, PACKING?, POENTITY?, POLNSTATUS?, PROPERTY*, REASONCODE?, REQUESTER?,
REQUISTNID?, SALESORDID?, SERIALNUM?, SITELEVEL*, TAXWHEXMPT?, UPC?, USERAREA?,
ATTCREF*, CHARGE*, DISTRIBUTN*, PARTNER*, POHISTORY*, POSUBLINE*, POTERM*,
SCHEDULE*)>
<!ELEMENT POHISTORY ((%DATETIME.DOCUMENT;), (%QUANTITY.ITEM;),
(%AMOUNT.DOCUMENT.F;)?, (%AMOUNT.DOCUMENT.T;)?, DOCTYPE, INSLINENUM, INVLINENUM,
ORIGREF, RECLINENUM, NOTES*, REF*, USERAREA?)>
<!ELEMENT POSUBLINE ((%QUANTITY.ITEM;)?, DRAWING?, ITEMRV?, ITEMRVX?, PROPERTY*,
PSBLINENUM?, REASONCODE?, ((DESCRIPTN, ITEM?, ITEMX?, UPC?) | (ITEM, ITEMX?,
UPC?) | (ITEMX, UPC?) | (UPC)), USERAREA?)>
<!ELEMENT SCHEDULE ((%DATETIME.NEEDEDELV;)?, (%QUANTITY.ORDERED;)?, PSCLINENUM,
DESCRIPTN?, REASONCODE?, REQUESTER?, REQUISTNID?, USERAREA?)>

```

Change PO Element Usage (change_po_006.xgm)

The following table describes the data types (fields) in the DTD that are used by Oracle Applications to transmit Change PO information. The optional fields within the DTD that are not used by Oracle are not shown in this table.

See also: For more information on the Table/View Columns, see the eTechnical Reference Manual (eTRM) for Purchasing on Oracle *MetaLink*. The eTRM contains detailed descriptions of database tables, forms, reports, and programs. You can access Oracle *MetaLink* via <http://www.oracle.com/support/>.

In the following table, PHA is an abbreviation for PO_HEADERS_ARCHIVE_ALL. The following notation means the data is concatenated: | |.

Table A-2 Change PO Element Usage (change_po_006.xgm)

Field/ Data Type	Required?	Description	Oracle Applications Table/View.Column
CNTROL AREA	Required	The fields included in this area provide information about the XML document:	
BSR	Required	Business Service Request name per OAGI:	
VERB	Required	Value is CHANGE.	
NOUN	Required	Value is PO.	
REVISION	Required	Value is 006.	
SENDER	Required	Provides information on the system that sends the document:	
LOGICALID	Required	Sender system identifier.	
COMPO NENT	Required	Sender application name. Value is PURCHASING.	
TASK	Required	Event or action. Value is POISSUE.	
REFERENCE ID	Required	Unique reference ID for the XML document.	
CONFIRMA TION	Required	Confirmation when document is received. Value is 0, meaning none required.	
LANGUAGE	Required	Language in which the text fields are transmitted.	
CODEPAGE	Required	Character set used in this XML document.	
AUTHID	Required	System ID of the sender. Value is APPS.	
DATETIME	Required	Creation date and time of the XML document.	
DATAAREA CHANGE_PO	Required	The fields included in this area provide information about the data included in the XML document.	
POHEADER	Required	This data type provides header-level purchase order (PO) information. One PO header data type is required per document.	

Table A-2 Change PO Element Usage (change_po_006.xgm)

Field/ Data Type	Required?	Description	Oracle Applications Table/View.Column
DATETIME (DOCUMENT)	Optional	Timestamp for PO (Standard or Release) creation.	PO_ECX_HEADER_ARCH_V.creation_date PHA.CREATION_DATE
OPERAMT (EXTENDED) (T)	Optional	Total amount of the PO. Following are the fields included in this segment:	
VALUE	Optional	Monetary amount of the PO.	PO_ECX_HEADER_ARCH_V.order_total POGOT_S.ECX_GET_TOTAL ('H', PHA .PO_HEADER_ID, PHA .CURRENCY_CODE)
NUMOFDEC	Optional	Number of decimals in the value field.	
SIGN	Optional	Indicates (+ or -) of whether the amount is positive or negative.	
CURRENCY	Optional	Three-character International Standards Organization (ISO) currency code.	PO_ECX_HEADER_ARCH_V.po_currency PHA.CURRENCY_CODE
UOMVALUE	Optional	Numeric indicator of the value of the factor when amount is expressed in terms of multiples of the UOM.	
UOMNUM DEC	Optional	Number of decimals in the UOMVALUE field.	
UOM	Optional	Unit of measure indicator of the units of the quantitative amount.	
OPRAMT AUTH	Optional	Not used.	
POID	Required	Unique ID for the PO. For Standard POs, the PO number from Oracle Purchasing is entered here. For Blanket Releases, it should be 'Blanket PO# - Release#.	PO_ECX_HEADER_ARCH_V.contractb PHA.SEGMENT1
BUYERID	Optional	Full name of the buyer.	PO_ECX_HEADER_ARCH_V.buyer_full_name PER_ALL_PEOPLE_F.FULL_NAME

Table A-2 Change PO Element Usage (change_po_006.xgm)

Field/ Data Type	Required?	Description	Oracle Applications Table/View.Column
CONTRACTB	Optional	Not used. Oracle Purchasing has no contract number associated with the PO header. It is associated with each PO line.	
CONTRACTS	Optional	Seller's contract document number, to be used only if this is a release from the blanket order (since it is only available for blanket orders and can only be loaded through the Purchasing Documents Open Interface).	PO_ECX_HEADER_ARCH_V.supplier_order_num PHA.VENDOR_ORDER_NUM
DESCRIP TION	Optional	Description for the PO header.	PO_ECX_HEADER_ARCH_V.comments PHA.COMMENTS
NOTES1- NOTES9	Optional	Notes to the supplier. For a standard PO, they come from the Note to Supplier in the Term and Conditions window. For releases, they are defaulted from the same place as the blanket order (Note to Supplier in the Terms and Conditions window).	PO_ECX_HEADER_ARCH_V.note_to_vendor PHA.NOTE_TO_VENDOR
PORELEASE	Optional	Indicator of a new release number; used only when PO type is BLANKET.	PO_ECX_HEADER_ARCH_V.release_num to_number(null)
POTYPE	Required	Type of PO. STANDARD or BLANKET is used here.	PO_ECX_HEADER_ARCH_V.type_lookup_code PHA.TYPE_LOOKUP_CODE
TAXWEXMPT	Optional	Not used. (Tax Withholding Exempt)	
USERAREA	Optional	The following fields are provided by Oracle in this USERAREA:	
FOB	Optional	FOB shipping terms:	
 DESCRIPTN		FOB description.	PO_ECX_HEADER_ARCH_V.fob_desc
 TERMID		FOB terms.	PO_LOOKUP_CODES.DESCRPTION PO_ECX_HEADER_ARCH_V.fob_code PO_LOOKUP_CODES.LOOKUP_CODE

Table A-2 Change PO Element Usage (change_po_006.xgm)

Field/ Data Type	Required?	Description	Oracle Applications Table/View.Column
FTTERM DESCRIPTN TERMD	Optional	Freight payment terms: Freight description. Freight terms.	PO_ECX_HEADER_ARCH_V.freight_desc PO_LOOKUP_CODES.DESCRPTION PO_ECX_HEADER_ARCH_V.freight_code PO_LOOKUP_CODES.LOOKUP_CODE
REVISION NUM	Optional	Revision number of the PO.	PO_ECX_HEADER_ARCH_V.revision.num PHA.REVISIONNUM
EXCHRATE	Optional	Currency conversion exchange rate.	PO_ECX_HEADER_ARCH_V.exchange_rate PHA.RATE
DATETIME (EXCHRATE DATE)	Optional	Currency conversion date	PO_ECX_HEADER_ARCH_V.exch_rate_date PHA.RATE_DATE
CONFIRM	Optional	Indicator of whether the PO is confirmed by the supplier.Y (for Yes) means confirmed; N (for No) means not confirmed.	PO_ECX_HEADER_ARCH_V.confirming_order_flag PHA.CONFIRMING_ORDER_FLAG
DATETIME	Optional	Acceptance due-by date.	PO_ECX_HEADER_ARCH_V.acceptance_due_date PHA.ACCEPTANCE_DUE_DATE
DATETIME (ACTSTART)	Optional	Active start date for the Blanket PO.	PO_ECX_HEADER_ARCH_V.start_date_active PHA.START_DATE_ACTIVE
DATETIME (ACTEND)	Optional	Active end date for the Blanket PO.	PO_ECX_HEADER_ARCH_V.end_date_active PHA.END_DATE_ACTIVE
DFFPO HEADER ATTRI BUTE1	Optional	PO header-level descriptive flexfield attributes (16).	PO_ECX_HEADER_ARCH_V.dff_hdr_attr1-16 PHA.ATTRIBUTE_CATEGORY

Table A-2 Change PO Element Usage (change_po_006.xgm)

Field/ Data Type	Required?	Description	Oracle Applications Table/View.Column
ATTRIBUTE2-16	Optional	PO header-level descriptive flexfield attributes (16).	PHA.ATTRIBUTE1-15
PCARDHDR MEMBER NAME PCARD NUM DATETIME PCARD BRAND	Optional	This segment contains P-card detail: Member name on the P-card. P-card number. Expiration date of the P-card. Brand of the Pcard.	PO_XML_DELIVERY.GET_CARD_INFO(document_id, type_lookup_code, pcardnum, membername, card_exp_date, pcardbrand)
PARTNER - Supplier	Required	This data type provides information about the trading partner. Two occurrences of the partner data type are required—Supplier and SoldTo. Oracle Purchasing provides two additional partner occurrences—BillTo and Carrier—which are optional per the DTD.	
NAME1	Required	Name of the trading partner.	PO_ECX_HEADER_ARCH_V.supp_org_name PO_VENDORS.VENDOR_NAME
ONETIME	Required	Indicator of whether this partner is established for this transaction only.	PO_ECX_HEADER_ARCH_V.supp_otf DECODE (PO_VENDORS.ONE_TIME_FLAG, 'N', '0', '1')
PARTNRID	Required	Unique identifier for the partner in Oracle Applications (Supplier Number).	PO_ECX_HEADER_ARCH_V.supplier_partner_id PO_VENDORS.SEGMENT1
PARTNER TYPE	Required	Type of partner. Value is Supplier.	PO_ECX_HEADER_ARCH_V.supp_partner_type Supplier
CURRENCY	Optional	Preferred operating currency of the partner.	PO_ECX_HEADER_ARCH_V.supp_currency PO_VENDORS.PAYMENT_CURRENCY_CODE
DESCRIP TION	Optional	Not used.	

Table A-2 Change PO Element Usage (change_po_006.xgm)

Field/ Data Type	Required?	Description	Oracle Applications Table/View.Column
NAME2 - NAME9	Optional	Not used.	
PARTNRIDX	Optional	Unique identifier of the partner Supplier.	PO_ECX_HEADER_ARCH_V.supplier_partner_id_x NVL(PO_VENDOR_SITES_ALL.ECE_TP_LOCATION_CODE, PHA.VENDOR_ID)
TAXEXEMPT	Optional	Not used.	
TAXID	Optional	Tax identifier of the partner.	PO_ECX_HEADER_ARCH_V.num_1099 PO_VENDORS.NUM_1099
USERAREA	Optional	The following fields are provided by Oracle within this USERAREA:	
DFVENDOR ATTRIBUTE1	Optional	PO supplier-level descriptive flexfield attributes (16).	PO_ECX_HEADER_ARCH_V.dff_vend_attr1 PO_VENDORS.ATTRIBUTE_CATEGORY
ATTRIBUTE1-16	Optional	PO supplier-level descriptive flexfield attributes (16).	PO_VENDORS.ATTRIBUTE1-15
CUSTOMER_NUM	Optional	Buyer's identifier in the supplier's system (supplier's customer number).	PO_ECX_HEADER_ARCH_V.customer_num PO_VENDORS.CUSTOMER_NUM
ADDRESS - Supplier	Optional	This data type provides address information for this partner. The following rows list fields for the address data type related to the partner Supplier site:	
ADDRESS LINE1 - ADDRESS LINE9	Optional	Lines of site address.	PO_ECX_HEADER_ARCH_V.supp_addr_line1-3 PO_VENDOR_SITES_ALL.ADDRESS_LINE1-3
ADDRESS TYPE	Optional	Not used.	

Table A-2 Change PO Element Usage (change_po_006.xgm)

Field/ Data Type	Required?	Description	Oracle Applications Table/View.Column
CITY	Optional	City within the address.	PO_ECX_HEADER_ARCH_V.supp_city PO_VENDOR_SITES_ALL.CITY
COUNTRY	Optional	Country within the address.	PO_ECX_HEADER_ARCH_V.supp_country PO_VENDOR_SITES_ALL.COUNTRY
COUNTY	Optional	Not used.	
DESCRIP TN	Optional	Supplier site name.	PO_ECX_HEADER_ARCH_V.sup_site_code PO_VENDOR_SITES_ALL.VENDOR_SITE_CODE
FAX1	Optional	Fax number of supplier site.	PO_ECX_HEADER_ARCH_V.supplier_fax PO_VENDOR_SITES_ALL .FAX_AREA_CODE PO_VENDOR_SITES_ALL .FAX
POSTAL CODE	Optional	Postal code within the address.	PO_ECX_HEADER_ARCH_V.supp_zip PO_VENDOR_SITES_ALL.ZIP
REGION	Optional	Not used.	
STATE PROVN	Optional	State or province within the address.	PO_ECX_HEADER_ARCH_V.supp_state PO_VENDOR_SITES_ALL.STATE
TAX JRSDCTN	Optional	Not used.	
TELE PHONE1 - TELE PHONE9	Optional	Telephone numbers for this address.	PO_ECX_HEADER_ARCH_V.supp_phone PO_VENDOR_SITES_ALL .AREA_CODE ' ' PO_VENDOR_SITES_ALL .PHONE
URL	Optional	Not used.	

Table A-2 Change PO Element Usage (change_po_006.xgm)

Field/ Data Type	Required?	Description	Oracle Applications Table/View.Column
USER AREA	Optional		
DFE VENDOR SITE ATTRI BUTE1		PO supplier site-level descriptive flexfield attributes (16).	PO_ECX_HEADER_ARCH_V.dff_vend_site_attr1-16 PO_VENDOR_SITES_ALL.ATTRIBUTE_CATEGORY
ATTRI BUTE2-16	Optional	PO supplier site-level descriptive flexfield attributes (16).	PO_VENDOR_SITES_ALL.ATTRIBUTE1-15
CONTACT - Supplier	Required	The following rows list fields for the contact data type related to the partner Supplier:	
NAME1	Required	Full name of the supplier contact.	PO_ECX_HEADER_ARCH_V.sup_contact_name PO_VENDOR_CONTACTS.FIRST_NAME ' ' PO_VENDOR_CONTACTS.MIDDLE_NAME ' ' PO_VENDOR_CONTACTS.LAST_NAME
DESCRIP TN	Optional	Not used.	
EMAIL	Optional	E-mail address for the contact.	PO_ECX_HEADER_ARCH_V.supplier_email PO_VENDOR_SITES_ALL.EMAIL_ADDRESS
FAX1 - FAX9	Optional	Fax number of the contact.	PO_ECX_HEADER_ARCH_V.supplier_fax PO_VENDOR_SITES_ALL.FAX_AREA_CODE PO_VENDOR_SITES_ALL.FAX
NAME2 - NAME9	Optional	Alternate contact names.	

Table A-2 Change PO Element Usage (change_po_006.xgm)

Field/ Data Type	Required?	Description	Oracle Applications Table/View.Column
TELEPHONE1 - TELEPHONE9	Optional	Telephone number of the contact.	PO_ECX_HEADER_ARCH_V.sup_contact_phone PO_VENDOR_CONTACTS .AREA_CODE '-' PO_VENDOR_CONTACTS .PHONE
USERAREA	Optional	Not used.	
PARTNER - SoldTo	Required	Buyer information, using the following fields:	
NAME1	Required	Name of the buyer company.	PO_ECX_HEADER_ARCH_V.buying_org_name HR_ALL_ORGANIZATION_UNITS_TL .NAME
ONETIME	Required	Indicator of whether this partner is established for this transaction only.	PO_ECX_HEADER_ARCH_V.buying_org_otf '0
PARTNRID	Required	Unique identifier for the partner in Oracle Applications.	PO_ECX_HEADER_ARCH_V.partner_id PHA.ORG_ID
PARTNER TYPE	Required	Type of partner. Value is SoldTo.	PO_ECX_HEADER_ARCH_V.buying_org_partner_type SoldTo
CURRENCY	Optional	Preferred operating currency of the partner.	PO_ECX_HEADER_ARCH_V.buying_org_currency GL_SETS_OF_BOOKS.CURRENCY_CODE
DESCRIPTION	Optional	Not used.	
NAME2 - NAME9	Optional	Not used.	
PARTNRIDX	Optional	Unique identifier of the partner.	PO_ECX_HEADER_ARCH_V.partner_id_x HR_LOCATIONS_ALL.ECE_TP_LOCATION_CODE
TAXEXEMPT	Optional	Not used.	
TAXID	Optional	Not used.	
USERAREA	Optional	Not used.	

Table A-2 Change PO Element Usage (change_po_006.xgm)

Field/ Data Type	Required?	Description	Oracle Applications Table/View.Column
ADDRESS - SoldTo	Optional	The following rows list fields for the address data type related to the partner SoldTo:	
ADDR LINE1 - ADDR LINE9	Optional	Lines of address.	PO_ECX_HEADER_ARCH_V.buying_org_addr_line1-3 HR_ORGANIZATION_UNITS_V.ADDRESS_LINE_1-3
ADDR TYPE	Optional	Not used.	
CITY	Optional	City within the address.	PO_ECX_HEADER_ARCH_V.buying_org_city HR_ORGANIZATION_UNITS_V.TOWN_OR_CITY
COUNTRY	Optional	Country within the address.	PO_ECX_HEADER_ARCH_V.buying_org_country PO_ECX_HEADER_ARCH_V.buying_org_country
COUNTY	Optional	Not used.	
DESCRIP TN	Optional	Not used.	
FAX1 - FAX9	Optional	Not used.	
POSTAL CODE	Optional	Postal code within the address.	PO_ECX_HEADER_ARCH_V.buying_org_zip HR_ORGANIZATION_UNITS_V.POSTAL_CODE
REGION	Optional	Not used.	
STATE PROVN	Optional	State or province within the address.	PO_ECX_HEADER_ARCH_V.buying_org_state HR_ORGANIZATION_UNITS_V.REGION2
TAX JRSDCTN	Optional	Not used.	

Table A-2 Change PO Element Usage (change_po_006.xgm)

Field/ Data Type	Required?	Description	Oracle Applications Table/View.Column
TELEPHONE1 - TELEPHONE9	Optional	Telephone numbers for this address.	PO_ECX_HEADER_ARCH_V.buying_org_phone1-3 HR_ORGANIZATION_UNITS_V.TELEPHONE_NUMBER_1-3
URL	Optional	Not used.	
USER AREA	Optional	Not used.	
CONTACT - SoldTo	Optional	The following rows list fields for the contact data type related to the partner SoldTo:	
NAME	Required	Full name of the buyer.	PO_ECX_HEADER_ARCH_V.buyer_full_name PER_ALL_PEOPLE_F.FULL_NAME
DESCRIP TN	Optional	Not used.	
EMAIL	Optional	E-mail address for the contact.	PO_ECX_HEADER_ARCH_V.buyer_email PER_ALL_PEOPLE_F.EMAIL_ADDRESS
FAX1 - FAX9	Optional	Not used.	
NAME2 - NAME9	Optional	Not used.	
TELEPHONE1 - TELEPHONE9	Optional	Telephone number of the contact.	PO_ECX_HEADER_ARCH_V.buyer_telephone HR_GENERAL.GET_WORK_PHONE(PHA.AGENT_ID)
USER AREA	Optional	Not used.	
PARTNER - BillTo	Optional	Bill-to location in Oracle Applications. All the organization information is obtained from the SoldTo organization itself.	

Table A-2 Change PO Element Usage (change_po_006.xgm)

Field/ Data Type	Required?	Description	Oracle Applications Table/View.Column
NAME	Required	Name of the trading partner.	PO_ECX_HEADER_ARCH_V.billto_org_name HR_ORGANIZATION_UNITS_V.NAME
ONETIME	Required	Indicator of whether this partner is established for this transaction only.	PO_ECX_HEADER_ARCH_V.billto_org_otf '0
PARTNRID	Required	Unique identifier of the Bill To Location ID in Oracle Applications.	PO_ECX_HEADER_ARCH_V.partner_id PHA.ORG_ID
PARTNER TYPE	Required	Type of partner. Value is BillTo.	PO_ECX_HEADER_ARCH_V.billto_partner_type 'BillTo
CURRENCY	Optional	Preferred operating currency of the partner.	PO_ECX_HEADER_ARCH_V.billto_org_currency FINANCIALS_SYSTEM_PARAMS_ALL.PAYMENT_CURRENCY_CODE
DESCRIPTION	Optional	Not used.	
NAME2 - NAME9	Optional	Not used.	
PARTNRIDX	Optional	Unique identifier of the partner.	PO_ECX_HEADER_ARCH_V.partner_id_x HR_LOCATIONS_ALL.ECE_TP_LOCATION_CODE
TAXEXEMPT	Optional	Not used.	
TAXID	Optional	Not used.	
USERAREA	Optional	Not used.	
ADDRESS - BillTo	Optional	The following rows list fields for the address data type related to the partner BillTo:	
ADDR LINE1 - ADDR LINE9	Optional	Lines of address.	PO_ECX_HEADER_ARCH_V.billto_org_addr_line1-3 HR_LOCATIONS_ALL.ADDRESS_LINE_1-3

Table A-2 Change PO Element Usage (change_po_006.xgm)

Field/ Data Type	Required?	Description	Oracle Applications Table/View.Column
ADDR TYPE	Optional	Not used.	
CITY	Optional	City within the address.	PO_ECX_HEADER_ARCH_V.billto_org_city HR_LOCATIONS_ALL.TOWN_OR_CITY
COUNTRY	Optional	Country within the address.	PO_ECX_HEADER_ARCH_V.billto_org_country HR_LOCATIONS_ALL.COUNTRY
COUNTY	Optional	Not used.	
DESCRIP TN	Optional	Not used.	
FAX1 - FAX9	Optional	Not used.	
POSTAL CODE	Optional	Postal code within the address.	PO_ECX_HEADER_ARCH_V.billto_org_zip HR_LOCATIONS_ALL.POSTAL_CODE
REGION	Optional	Not used.	
STATE PROV N	Optional	State or province within the address.	PO_ECX_HEADER_ARCH_V.billto_org_state HR_LOCATIONS_ALL.REGION_2
TAX JRSDCTN	Optional	Not used.	
TELE PHONE1 - TELE PHONE9	Optional	Telephone numbers for this address.	PO_ECX_HEADER_ARCH_V.billto_org_phone1-3 HR_LOCATIONS_ALL.TELEPHONE_NUMBER_1-3
URL	Optional	Not used.	
USER AREA	Optional	Not used.	
CONTACT-BillTo	Optional	Not used.	

Table A-2 Change PO Element Usage (change_po_006.xgm)

Field/ Data Type	Required?	Description	Oracle Applications Table/View.Column
PARTNER - Carrier	Optional	Carrier information is passed in this segment:	
NAME	Required	Name of the trading partner.	PO_ECX_HEADER_ARCH_V.carrier_org_name PHA.SHIP_VIA_LOOKUP_CODE
ONETIME	Required	Indicator of whether this partner is established for this transaction only.	PO_ECX_HEADER_ARCH_V.carrier_org_otf DECODE(PHA.SHIP_VIA_LOOKUP_CODE, NULL, NULL, '0')
PARTNRID	Required	Not used by Oracle, but required by OAGI. It is always assigned a value of 0.	
PARTNER TYPE	Required	Type of the partner. Value is Carrier.	PO_ECX_HEADER_ARCH_V.carrier_partner_type DECODE(PHA.SHIP_VIA_LOOKUP_CODE, NULL, NULL, 'Carrier')
CURRENCY	Optional	Not used.	
DESCRIPTION	Optional	Not used.	
NAME2 - NAME9	Optional	Not used.	
PARTNRIDX	Optional	Not used.	
TAXEXEMPT	Optional	Not used.	
TAXID	Optional	Not used.	
USERAREA	Optional	Not used.	
ADDRESS	Optional	The address data type is not used for the partner Carrier.	
CONTACT	Optional	The contact data type is not used for the partner Carrier.	
POTERM	Required	Payment due dates and discounts:	
DESCRIPTN	Required	Description of payment terms.	PO_ECX_HEADER_ARCH_V.payment_terms_description AP_TERMS.DESCRPTION

Table A-2 Change PO Element Usage (change_po_006.xgm)

Field/ Data Type	Required?	Description	Oracle Applications Table/View.Column
TERMID	Required	Identifier for payment terms.	PO_ECX_HEADER_ARCH_V.payment_terms_name AP_TERMS.NAME
CHARGE	Optional	Not used.	
DISTRIBUTN	Optional	Not used.	
ATTCHREF	Optional	Not used	
POLINE	Required	This data type provides details of a PO line. At least one PO line data type is required. This data type will occur one or more times.	
OPERAMT (UNIT)(T)	Optional	Unit price of the item. Following are the fields included in this segment:	
VALUE	Optional	Monetary unit amount of the PO line.	PO_ECX_LINE_ARCH_V.price PO_LINES_ARCHIVE_ALL.UNIT_PRICE
NUMOFDEC	Optional	Number of decimals in the value field.	
SIGN	Optional	Indicator (+ or -) of whether the amount is positive or negative.	
CURRENCY	Optional	Three-character ISO currency code.	PO_ECX_HEADER_ARCH_V.po_currency PHA.CURRENCY_CODE
UOMVALUE	Optional	Numeric indicator of the value of the factor when amount is expressed in terms of multiples of the UOM.	
UOMNUM DEC	Optional	Number of decimals in the UOMVALUE field.	
UOM	Optional	Unit of measure (units of the quantitative amount).	
QUANTITY (ORDERED)	Required	Quantity of the item ordered, using the following fields:	
VALUE	Required	Numeric value of the quantity.	PO_ECX_LINE_ARCH_V.quantity PO_LINES_ARCHIVE_ALL.QUANTITY

Table A-2 Change PO Element Usage (change_po_006.xgm)

Field/ Data Type	Required?	Description	Oracle Applications Table/View.Column
NUMOFDEC	Required	One-character numeric value indicator of the number of decimals in the value field.	
SIGN	Required	Indicates (+ or -) of whether the quantity is positive or negative.	
UOM	Required	Unit of measure indicator of the units of the quantity.	PO_ECX_LINE_ARCH_V.QUANT_UOM MTL_UNITS_OF_MEASURE_TL.UOM_CODE
POLINENUM	Required	Line number of the PO.	PO_ECX_LINE_ARCH_V.line_num PO_LINES_ARCHIVE_ALL.LINE_NUM
DESCRIPTN	Optional	Description of the item.	PO_ECX_LINE_ARCH_V.description PO_LINES_ARCHIVE_ALL.ITEM_DESCRIPTION
HAZRDMATL	Optional	Hazardous material class description.	PO_ECX_LINE_ARCH_V.hazrdmtl PO_HAZARD_CLASSES.HAZARD_CLASS
ITEM	Required	Identifier of the product. All segments are concatenated to display the item.	PO_ECX_LINE_ARCH_V.item MTL_SYSTEM_ITEMS_B_KFV.SEGMENT1
ITEMRV	Optional	Item revision number.	PO_ECX_LINE_ARCH_V.itemrv PO_LINES_ARCHIVE_ALL.ITEM_REVISION
ITEMRVX	Optional	Not used.	
ITEMX	Optional	Supplier's item number.	PO_ECX_LINE_ARCH_V.itemx PO_LINES_ARCHIVE_ALL.VENDOR_PRODUCT_NUM
UPC	Optional	Not used.	
DATETIME (NEEDELV)	Optional	Not used.	
DRAWING	Optional	Not used.	

Table A-2 Change PO Element Usage (change_po_006.xgm)

Field/ Data Type	Required?	Description	Oracle Applications Table/View.Column
NOTES1 - NOTES9	Optional	Note to supplier.	PO_ECX_LINE_ARCH_V.note_to_vendor PO_LINES_ARCHIVE_ALL.NOTE_TO_VENDOR
PACKING	Optional	Not used.	
POLNSTATUS	Optional	Not used.	
TAXWEXMPT	Optional	Not used.	
USERAREA	Optional	The following fields are provided by Oracle Applications within this USERAREA:	
REQUESTOR	Optional	Requester.	PO_XML_DELIVERY.get_line_requestor(document_id, po_line_id, parameter1, type_lookup_code, parameter2, requestor)
CATEGORY ID	Optional	Item category unique identifier.	PO_ECX_LINE_ARCH_V.categoryid MTL_CATEGORIES_KFV.CONCATENATED_SEGMENTS
CONTRACT PONUM	Optional	Contract PO number for this line.	PO_ECX_LINE_ARCH_V.contract_num PO_LINES_ARCHIVE_ALL.CONTRACT_NUM
CONTRACT POLINE NUM	Optional	Contract PO line number for this line.	PO_ECX_LINE_ARCH_V.line_num PO_LINES_ARCHIVE_ALL.LINE_NUM
VENDOR QUOTE NUM	Optional	Supplier's quote number for this line.	PO_ECX_LINE_ARCH_V.vendorquotenum PO_HEADERS_ALL.QUOTE_VENDOR_QUOTE_NUMBER
LISTPRICE	Optional	List price of the item.	PO_ECX_LINE_ARCH_V.listprice PO_LINES_ARCHIVE_ALL.LIST_PRICE_PER_UNIT

Table A–2 Change PO Element Usage (change_po_006.xgm)

Field/ Data Type	Required?	Description	Oracle Applications Table/View.Column
MARKET PRICE	Optional	Market price of the item.	PO_ECX_LINE_ARCH_V.marketprice PO_LINES_ARCHIVE_ALL.MARKET_PRICE
PRICE NOTTO EXCEED	Optional	Unit price not to exceed this amount.	PO_ECX_LINE_ARCH_V.pricenotetoexceed PO_LINES_ARCHIVE_ALL.NOT_TO_EXCEED_PRICE
NEGPRICE	Optional	Negotiable price indicator, using Y (Yes) or N (for No). Only applicable to a blanket. Known as Price Override in Oracle Purchasing.	PO_ECX_LINE_ARCH_V.negprice PO_LINES_ARCHIVE_ALL.NEGOTIATED_BY_PREPARER_FLAG
TAXABLE	Optional	Indicator of whether this item is taxable, using Y (Yes) or N (for No).	PO_ECX_LINE_ARCH_V.taxable PO_LINES_ARCHIVE_ALL.TAXABLE_FLAG
TXN REASON CODE	Optional	Transaction reason code, used to group requisition lines for autocreating POs.	PO_ECX_LINE_ARCH_V.txnreasoncode PO_LINES_ARCHIVE_ALL.TRANSACTION_REASON_CODE
TYPE1099	Optional	Indicator of type 1099, using Y (Yes) or N (for No).	PO_ECX_LINE_ARCH_V.type1099 PO_LINES_ARCHIVE_ALL.TYPE_1099
LINE ORDER TYPE	Optional	Line order type, such as Goods or Services.	PO_ECX_LINE_ARCH_V.lineordertype PO_LINE_TYPES.LINE_TYPE
HAZRD UNNUM	Optional	UN hazard number.	PO_ECX_LINE_ARCH_V.hazrdunnum PO_UN_NUMBERS_TL.UN_NUMBER
HAZRD UNDESC	Optional	UN hazard description.	PO_ECX_LINE_ARCH_V.hazrundesc PO_UN_NUMBERS_TL.DESCRPTION

Table A-2 Change PO Element Usage (change_po_006.xgm)

Field/ Data Type	Required?	Description	Oracle Applications Table/View.Column
DFFLINE ATTRI BUTE1	Optional	Descriptive flexfields at the line level.	PO_ECX_LINE_ARCH_V.dff_line_attr1-16 PO_LINES_ARCHIVE_ALL.ATTRIBUTE_CATEGORY
ATTRI BUTE2-16	Optional	Descriptive flexfields at the line level.	PO_LINES_ARCHIVE_ALL.ATTRIBUTE1-15
DFFITEM ATTRI BUTE1	Optional	Descriptive flexfields at the item level.	PO_ECX_LINE_ARCH_V.dff_item_attr1-16 MTL_CATEGORIES_KFV.ATTRIBUTE_CATEGORY
ATTRI BUTE2-16	Optional	Descriptive flexfields at the item level.	MTL_CATEGORIES_KFV.ATTRIBUTE1-15
KFFITEM ATTRI BUTE1-20	Optional	Key flexfields at the item level.	PO_ECX_LINE_ARCH_V.kff_item_attr1-20 MTL_CATEGORIES_KFV.SEGMENT1-20
ATTCHREF	Optional	Not used	
PARTNER	Optional	Not used at the line level.	
POTERM	Optional	Not used at the line level. Terms are defined at the header level.	
DISTRIBUTN	Optional	Not used at the line level.	
CHARGE	Optional	Not used	
POSUBLINE	Optional	Not used.	
SCHEDULE	Optional	Requested ship date information for this PO line.	
DATETIME (NEEDELV)	Required	Need-by delivery date.	PO_ECX_LINE_LOC_ARCH_V.need_by_date PO_LINE_LOCATIONS_ARCHIVE_ALL.NEED_BY_DATE
QUANTITY (ORDERED)	Required	Quantity of the item ordered, using the following fields:	

Table A-2 Change PO Element Usage (change_po_006.xgm)

Field/ Data Type	Required?	Description	Oracle Applications Table/View.Column
VALUE	Required	Numeric value of the quantity.	PO_ECX_LINE_LOC_ARCH_V.ordered_quantity (PO_LINE_LOCATIONS_ARCHIVE_ALL.QUANTITY - PO_LINE_LOCATIONS_ARCHIVE_ALL.QUANTITY_CANCELLED)
NUMOFDEC	Required	One-character numeric indicator of the number of decimals in the value field.	
SIGN	Required	Indicator (+ or -) of whether the quantity is positive or negative.	
UOM	Required	Unit of measure indicator of the units of the quantity.	PO_ECX_LINE_LOC_ARCH_V.uom DECODE(PO_LINE_LOCATIONS_ARCHIVE_ALL.UNIT_MEAS_LOOKUP_CODE, NULL PO_LINES_ALL.UNIT_MEAS_LOOKUP_CODE, PO_LINE_LOCATIONS_ARCHIVE_ALL.UNIT_MEAS_LOOKUP_CODE)
DESCRIPTN	Optional	Not used.	
PSCLINE NUM	Optional	Line number on the delivery schedule of the PO.	PO_ECX_LINE_LOC_ARCH_V.shipment_num PO_LINE_LOCATIONS_ARCHIVE_ALL.SHIPMENT_NUM
USERAREA	Optional	The following fields are provided by Oracle in this USERAREA:	
DATETIME (PROMSHIP)	Optional	Promise date.	PO_ECX_LINE_LOC_ARCH_V.promised_date PO_LINE_LOCATIONS_ARCHIVE_ALL.PROMISED_DATE
DATETIME (APPROVAL)	Optional	Last acceptance date.	PO_ECX_LINE_LOC_ARCH_V.last_accept_date PO_LINE_LOCATIONS_ARCHIVE_ALL.LAST_ACCEPT_DATE
PRICE OVERRD	Optional	Reserved for future use.	PO_ECX_LINE_LOC_ARCH_V.price_override PO_LINE_LOCATIONS_ARCHIVE_ALL.PRICE_OVERRIDE

Table A-2 Change PO Element Usage (change_po_006.xgm)

Field/ Data Type	Required?	Description	Oracle Applications Table/View.Column
TAXABLE	Optional	Taxable indicator, using Y (Yes) or N (for No).	PO_ECX_LINE_LOC_ARCH_V.taxable_flag PO_LINE_LOCATIONS_ARCHIVE_ALL.TAXABLE_FLAG
TAXCODE	Optional	Tax code if TAXABLE is Y.	PO_ECX_LINE_LOC_ARCH_V.tax_code_id PO_LINE_LOCATIONS_ARCHIVE_ALL.TAX_CODE_ID
PARTNER - ShipTo	Optional	The following fields related to the ShipTo partner data type are provided by Oracle Applications within this USERAREA:	
NAME	Optional	Name of the ShipTo partner.	PO_ECX_LINE_LOC_ARCH_V.shipto_org_name HR_ORGANIZATION_UNITS_V.NAME
ONETIME	Optional	Indicator of whether this partner is established for this transaction only. This is always 0.	PO_ECX_LINE_LOC_ARCH_V.shipto_org_otf 0
PARTNRID	Optional	Unique identifier for the partner in Oracle Applications.	PO_ECX_LINE_LOC_ARCH_V.partner_id PO_LINE_LOCATIONS_ARCHIVE_ALL.ORG_ID
PARTNER TYPE	Optional	Type of Partner. Value is ShipTo.	PO_ECX_LINE_LOC_ARCH_V.shipto_org_partner_type 'ShipTo'
CURRENCY	Optional	Preferred operating currency of the partner.	PO_ECX_HEADER_ARCH_V.po_currency PHA.CURRENCY_CODE
PARTNR IDX	Optional	Unique identifier of the partner.	For standard Human Resources (HR) location: HR_LOCATIONS_ALL.ECEPT_LOCATION_CODE For a drop-ship location: (Not used.)
ADDRESS - ShipTo	Optional	Address fields:	

Table A-2 Change PO Element Usage (change_po_006.xgm)

Field/ Data Type	Required?	Description	Oracle Applications Table/View.Column
ADDR LINE1 - ADDR LINE9	Optional	Lines of address for the partner ShipTo.	For a standard HR location: HR_ LOCATIONS_ALL.ADDRESS_LINE_1 HR_LOCATIONS_ALL.ADDRESS_ LINE_2 HR_LOCATIONS_ALL.ADDRESS_ LINE_3 For a drop-ship location: HZ_ LOCATIONS.ADDRESS1 HZ_LOCATIONS.ADDRESS2 HZ_LOCATIONS.ADDRESS3
CITY	Optional	City within the address.	For a standard HR location: HR_ LOCATIONS_ALL.TOWN_OR_CITY For a drop-ship location: HZ_ LOCATIONS.CITY
COUN TRY	Optional	Country within the address.	For a standard HR location: HR_ LOCATIONS_ALL.COUNTRY For a drop-ship location: HZ_ LOCATIONS.COUNTRY
POSTAL CODE	Optional	Postal code within the address.	For a standard HR location: HR_ LOCATIONS_ALL.POSTAL_CODE For a drop-ship location: HZ_ LOCATIONS.POSTAL_CODE
STATE PROVN	Optional	State or province within the address.	For a standard HR location: HR_ LOCATIONS_ALL.REGION_2 For a drop-ship location: HZ_ LOCATIONS.STATE
TELE PHONE1 - TELE PHONE9	Optional	Telephone numbers for this address.	For a standard HR location: HR_ LOCATIONS_ALL.TELEPHONE_ NUMBER_1 HR_LOCATIONS_ALL.TELEPHONE_ NUMBER_2 HR_LOCATIONS_ALL.TELEPHONE_ NUMBER_3 For a drop-ship location: (Not used.)

Table A-2 Change PO Element Usage (change_po_006.xgm)

Field/ Data Type	Required?	Description	Oracle Applications Table/View.Column
ATTCH REF	Optional	Not used	
DIST PROJECT	Optional	This segment is used only if Oracle Projects is installed, and there are project details to pass. There could be multiple occurrences of this segment for each shipment schedule.	
REQUEST OR	Optional	Requester.	PO_ECX_DISTRBN_ARCH_V.requestor PER_ALL_PEOPLE_F.FULL_NAME
DISTNUM	Optional	Distribution number.	PO_ECX_DISTRBN_ARCH_V.distribution_num PO_DISTRIBUTIONS_ARCHIVE_ALL.DISTRIBUTION_NUM
PROJECT NUM	Optional	Project number.	PO_ECX_DISTRBN_ARCH_V.project_num MRP_GET_PROJECT.PROJECT(PO_DISTRIBUTIONS_ARCHIVE_ALL.PROJECT_ID)
PROJECT TYP	Optional	Project type.	PO_ECX_DISTRBN_ARCH_V.project_type PA_PROJECTS_ALL.PROJECT_TYPE
TASKNUM	Optional	Project task number.	PO_ECX_DISTRBN_ARCH_V.task_num PA_TASKS.TASK_NUMBER
QUANTITY (ORDERED)	Optional	Quantity ordered for this distribution line.	PO_ECX_DISTRBN_ARCH_V.qty_ordered PO_DISTRIBUTIONS_ARCHIVE_ALL.QUANTITY_ORDERED
CONV RATE	Optional	Currency conversion rate.	PO_ECX_DISTRBN_ARCH_V.conversion_rate PO_DISTRIBUTIONS_ARCHIVE_ALL.RATE

Table A-2 Change PO Element Usage (change_po_006.xgm)

Field/ Data Type	Required?	Description	Oracle Applications Table/View.Column
DATETIME (EXCH RATE DATE)	Optional	Currency conversion date.	PO_ECX_DISTRBN_ARCH_V.conv_ rate_date PO_DISTRIBUTIONS_ARCHIVE_ ALL.RATE_DATE
DEST TYPE	Optional	Destination type code, such as Inventory or Expense.	PO_ECX_DISTRBN_ARCH_ V.destination_type PO_DISTRIBUTIONS_ARCHIVE_ ALL.DESTINATION_TYPE_CODE
DFF DISTRIBU TN ATTRI BUTE1	Optional	Distribution descriptive flexfields (16).	PO_ECX_DISTRBN_ARCH_V.dff_ dist_attr1-16 PO_DISTRIBUTIONS_ARCHIVE_ ALL.ATTRIBUTE_CATEGORY
ATTRI BUTE2-16	Optional	Distribution descriptive flexfields (16).	PO_DISTRIBUTIONS_ARCHIVE_ ALLATTRIBUTE1-15

Advance Shipment Notice (ASN)

SHOW_SHIPMENT DTD

Following is the SHOW_SHIPMENT - REVISION 005 DTD used for receiving an ASN in the buyer's Oracle Applications system:

```
<!-- License information for this file is provided in LICENSE.TXT -->
<!-- For support, more information, or to report implementation bugs,
      please contact the Open Applications Group at xml@openapplications.org -->
<!--
  $Header: 161_show_shipment_005.dtd 115.1 2002/04/17 22:45:22 rakapoor noship
  $
  $Revision: 115.1 $
  $Date: 2002/04/17 22:45:22 $
  Open Applications Group DTD
  Copyright 1998-2001, All Rights Reserved

  $Name: $
  rjj      7.0.0      10/15/2000      Initial Release.
  rjj      7.0.1      10/27/2000      Changed INVITEM from required to
  optional within CONTAINER.
```

rjj	7.0.2	11/24/2000	Allow multiple instances of NOTES.
mlr	7.1	04/16/2001	Add ATTCHREF to the BOD
ajw	7.2.1	10/31/2001	Add ATTCHREF to SHIPMENT and SHIPUNIT elements

Structure Overview

```

SHOW_SHIPMENT (SHIPMENT, SHIPUNIT*)
    SHIPMENT ( PARTNER+, SHIPITEM+, ATTCHREF*, CHARGE*, DOCUMNTREF*)
        SHIPITEM ( DOCUMNTREF*, INVDETAIL* )
            DOCUMNTREF()
            INVDETAIL()
        DOCUMNTREF()
    SHIPUNIT ( PARTNER+, ATTCHREF*, CHARGE*, CONTAINER*,
    DOCUMNTREF*, INVITEM* )
        CONTAINER( DOCUMNTREF*, INVITEM+ )
            DOCUMNTREF()
            INVITEM ( DOCUMNTREF*, INVDETAIL* )
                DOCUMNTREF()
                INVDETAIL()
        DOCUMNTREF()
        INVITEM ( DOCUMNTREF*, INVDETAIL* )
            DOCUMNTREF()
            INVDETAIL()

```

Notes:

```

-->
<!-- ===== -->
<!ENTITY % LEXT SYSTEM "161_shipment_extensions_005.dtd">
%LEXT;

<!ENTITY % RESOURCES SYSTEM "oagis_resources.dtd">
%RESOURCES;
<!-- ===== -->
<!ELEMENT SHOW_SHIPMENT_005 (CNTROLAREA, DATAAREA+)>
<!ATTLIST VERB
    value CDATA #FIXED "SHOW">

<!ATTLIST NOUN
    value CDATA #FIXED "SHIPMENT">

<!ATTLIST REVISION
    value CDATA #FIXED "005">

<!ELEMENT DATAAREA (SHOW_SHIPMENT)>

<!ELEMENT SHOW_SHIPMENT (SHIPMENT, SHIPUNIT*)>

```

```
<!ELEMENT SHIPMENT ((%DATETIME.DOCUMENT;), (%AMOUNT.DECLAREVAL;)?,
(%AMOUNT.DOCUMENT.T;)?, (%AMOUNT.ESTFREIGHT;)?, (%AMOUNT.FREIGHT.T;)?,
(%AMOUNT.ITEM.T;)?, (%DATETIME.CREATION;)?, (%DATETIME.DELIVACT;)?,
(%DATETIME.DELIVSCHED;)?, (%DATETIME.EARLSTSHIP;)?, (%DATETIME.LOADING;)?,
(%DATETIME.NEEDDELV;)?, (%DATETIME.PROMDELV;)?, (%DATETIME.PROMSHIP;)?,
(%DATETIME.SHIP;)?, (%DATETIME.SHIPSCHED;)?, (%OPERAMT.FREIGHT.T;)?,
(%QUANTITY.ESTWEIGHT;)?, (%QUANTITY.LOADINGWT;)?, (%QUANTITY.NETWEIGHT;)?,
(%QUANTITY.SHIPUNIT;)?, (%QUANTITY.TOTWEIGHT;)?, (%QUANTITY.VOLUME;)?,
(%TEMPRATURE.ACTUAL;)?, (%TEMPRATURE.DELIVERY;)?, (%TEMPRATURE.LOADING;)?,
DOCUMENTID, SHIPPERID, CARRIER?, CARRSRVLVL?, COUNTRYDST?, COUNTRYORG?,
DESCRIPTN?, DISTCENTER?, DOCKID?, DOCTYPE?, DOCUMENTRV?, DROPSHIP?, EXPORTLIC?,
FRGHTCLS?, FRGHTTERMS?, HAZRDMATL?, HDRSTATUS?, IMPORTLIC?, LOADPOINT?, NOTES*,
PARTIALSHP?, PRIORITY?, ROUTEID?, SHIPNOTES?, SHIPPOINT?, SHIPPRIOR?,
SHIPSRVLVL?, SPECIALHND?, STAGEPOINT?, TRANSMETHD?, TRANSTERMS?, WAREHOUSE?,
USERAREA?, PARTNER+, SHIPITEM+, ATTCHREF*, CHARGE*, DOCUMNTREF*)>
```

```
<!ELEMENT SHIPITEM ((%QUANTITY.ITEM;), (%AMOUNT.EXTENDED.T;)?,
(%AMOUNT.ITEM.T;)?, (%QUANTITY.BACKORDER;)?, (%QUANTITY.OPEN;)?,
(%QUANTITY.ORDERED;)?, (%QUANTITY.SHIPPED;)?, (%QUANTITY.VOLUME;)?,
(%QUANTITY.WEIGHT;)?, ITEM, COUNTRYORG?, DISPOSITN?, EXPORTLIC?, FRGHTCLS?,
FRGHTITEM?, HAZRDMATL?, IMPORTLIC?, ITEMDESC?, ITEMRV?, ITEMRVX?, ITEMX?,
LOTLEVEL*, NOTES*, OWNRSHPCDE?, PACKING?, PARTIALSHP?, SHIPNOTES?, SHIPPRIOR?,
UPC?, USERAREA?, DOCUMNTREF*, INVDETAIL*)>
```

```
<!ELEMENT INVDETAIL ((%QUANTITY.ITEM;)?, DESCRIPTN?, DISPOSITN?, LOTLEVEL*,
NOTES*, SERIALNUM?, USERAREA?)>
```

```
<!ELEMENT SHIPUNIT ((%AMOUNT.DECLAREVAL;)?, (%AMOUNT.FREIGHT.T;)?,
(%AMOUNT.ITEM.T;)?, (%AMOUNT.TOTAL.T;)?, (%DATETIME.DELIVACT;)?,
(%DATETIME.DELIVSCHED;)?, (%DATETIME.LOADING;)?, (%DATETIME.SHIP;)?,
(%OPERAMT.FREIGHT.T;)?, (%QUANTITY.ESTWEIGHT;)?, (%QUANTITY.HEIGHT;)?,
(%QUANTITY.LENGTH;)?, (%QUANTITY.LOADINGWT;)?, (%QUANTITY.NETWEIGHT;)?,
(%QUANTITY.TOTWEIGHT;)?, (%QUANTITY.VOLUME;)?, (%QUANTITY.WIDTH;)?,
(%TEMPRATURE.ACTUAL;)?, (%TEMPRATURE.DELIVERY;)?, (%TEMPRATURE.LOADING;)?,
CARRIER, SHIPPERID, TRACKINGID, CARRSRVLVL?, CONTAINERID?, CONTNRSEAL?,
CONTNRTYPE?, COUNTRYDST?, COUNTRYORG?, DESCRIPTN?, EXPORTLIC?, FRGHTCLS?,
FRGHTITEM?, FRGHTTERMS?, HAZRDMATL?, IMPORTLIC?, LOADPOINT?, NOTES*,
SHIPMATLID?, SHIPNOTES?, SHIPPOINT?, SHIPSRVLVL?, SHPMTLDESC?, SHPUNITSEQ?,
SHPUNITSTS?, SHPUNITTOT?, SPECIALHND?, STAGEPOINT?, TRANSMETHD?, TRANSTERMS?,
USERAREA?, PARTNER+, ATTCHREF*, CHARGE*, CONTAINER*, DOCUMNTREF*, INVITEM*)>
```

```
<!ELEMENT CONTAINER (CONTAINERID?, CONTNRSEAL?, CONTNRTYPE?, DESCRIPTN?, NOTES*,
PACKING?, PACKNGDESC?, PARCNTNRID?, SHIPMATLID?, SHPMTLDESC?, USERAREA?,
DOCUMNTREF*, INVITEM*)>
```



```
<!ELEMENT INVITEM ((%QUANTITY.ITEM;), (%AMOUNT.EXTENDED.T;)?,
(%AMOUNT.ITEM.T;)?, (%QUANTITY.VOLUME;)?, (%QUANTITY.WEIGHT;)?, ITEM,
COUNTRYORG?, FRGHTCLS?, FRGHTITEM?, HAZRDMATL?, ITEMDESC?, ITEMRV?, ITEMRVX?,
ITEMX?, LOTLEVEL*, NOTES*, OWNRSHPCDE?, SHIPNOTES?, UPC?, USERAREA?,
DOCUMNTREF*, INVDETAIL*)>
```

SHIPMENT_EXTENSIONS DTD

Following is the SHIPMENT_EXTENSIONS - REVISION 005 DTD used for receiving an ASN in the buyer's Oracle Applications system:

```
<!--
  $Header: 161_shipment_extensions_005.dtd 115.0 2002/04/17 22:47:50 rakapoor
  noSHIP $
  $Revision: 115.0 $
  $Date: 2002/04/17 22:47:50 $

  $Name: $

-->

<!ENTITY % SEG_QUANTITY_QUALIFIERS_EXTENSION "OTHER | TARWEIGHT">
<!ENTITY % QUANTITY_TARWEIGHT "QUANTITY">
```

Show Shipment Element Usage (show_shipment_005.xgm)

The following table describes the data types (fields) in the DTD that are used by Oracle Applications to process the ASN information.

Note: The SHOW_SHIPMENT OAGI document contains more data segments than described below. Only those data segments that are used, or are of special interest, are listed below. All other data segments are ignored, and not consumed by Oracle Applications. For a complete list of all OAGI supported segments, refer to the OAGI Specification, Release 7.2.1.

Some fields are not required by OAGI, but are required by Oracle Purchasing. All fields required by OAGI or Purchasing are marked as required below.

Purchasing uses both the ASN DTD and the Receiving Open Interface to validate the data. In most cases, the Description/Comment information below describes both validations. Please see the *Oracle Manufacturing APIs and Open Interfaces Manual* for additional information on Receiving Open Interface validation.

See also: For more information on the Table/View Columns, see the eTechnical Reference Manual (eTRM) for Purchasing on *OracleMetaLink*. The eTRM contains detailed descriptions of database tables, forms, reports, and programs. You can access *OracleMetaLink* via <http://www.oracle.com/support/>.

Table A-3 Show Shipment Element Usage (show_shipment_005.xgm)

Field / Data Type	Required?	Description	Oracle Applications Table/View.Column
CNTROLAREA	Required	The fields included in this area provide information about the XML document:	
BSR	Required	Shows the Business Service Request name per OAGI:	
VERB	Required	Value should be SHOW.	
NOUN	Required	Value should be SHIPMENT.	
REVISION	Required	Value should be 005.	
SENDER	Required	Provides information on the system that sends the document:	
LOGICALID	Required	Sender system identifier.	
COMPONENT	Required	Sender application name.	
TASK	Required	Event or action, such as SHOW.	
REFERENCEID	Required	Reference ID for this document.	
CONFIRMATION	Required	Confirmation when document is received. (Not currently used.)	
LANGUAGE	Required	Language in which the text fields are transmitted.	
CODEPAGE	Required	Character set used in the XML document. (Not currently used.)	
AUTHID	Required	System ID of sender.	

Table A-3 Show Shipment Element Usage (show_shipment_005.xgm)

Field / Data Type	Required?	Description	Oracle Applications Table/View.Column
DATETIME (CREATION)	Required	Creation date and time of the XML document.	
DATAAREA SHOW_SHIPMENT	Required	The fields included in this area provide information about the data included in the XML document.	
SHIPMENT	Required	This element contains general information for the goods being transported from the supplier to the buyer. Include only one SHIPMENT per XML transaction.	
DATETIME (DOCUMENT)	Required	Required by OAGI, but not used by Purchasing.	
DATETIME (SHIP)	Required	Date the shipment was shipped. Must be earlier than or equal to today's date and the expected receipt date (DATETIME(DELIVSCHED)).	RCV_HEADERS_INTERFACE.SHIPPED_DATE
DATETIME (SHIPSCHED)	Optional	Not used.	
DESCRIPTN	Optional	Not used.	
DISTCENTER	Optional	Not used.	
DOCTYPE	Optional	Not used.	
DOCUMENTRV	Optional	Not used.	
DROPSHIP	Optional	Not used.	
EXPORTLIC	Optional	Not used.	
FRGHTCLS	Optional	Not used.	
FRGHTTERMS	Optional	Not used.	
DATETIME (DELIVSCHED)	Required	Expected arrival date of the shipment. Note: It must be later than DATETIME(SHIP).	RCV_HEADERS_INTERFACE.EXPECTED_RECEIPT_DATE
DATETIME (EARLSTSHIP)	Optional	Not used.	
DATETIME (NEEDELV)	Optional	Not used.	

Table A-3 Show Shipment Element Usage (show_shipment_005.xgm)

Field / Data Type	Required?	Description	Oracle Applications Table/View.Column
DATETIME (PROMDELV)	Optional	Not used.	
DATETIME (PROMSHIP)	Optional	Not used.	
QUANTITY (NETWEIGHT)	Optional	Net weight of the goods or material being shipped.	
VALUE	Required *	Numeric value of the quantity.	RCV_HEADERS_INTERFACE.NET_WEIGHT
NUMOFDEC	Required *	One-character numeric value that indicates the number of decimals in the value field.	
SIGN	Required *	Indicator (+ or -) of whether the quantity is positive or negative.	
UOM	Required *	Unit of measure that indicates the units of the quantity.	RCV_HEADERS_INTERFACE.NET_WEIGHT_UOM_CODE
		* Required if QUANTITY(NETWEIGHT) is used.	
QUANTITY (SHIPUNIT)	Optional	Number of containers in the shipment.	
VALUE	Required *	Numeric value of the quantity.	RCV_HEADERS_INTERFACE.NUM_OF_CONTAINERS
NUMOFDEC	Required *	One-character numeric value that indicates the number of decimals in the value field.	
SIGN	Required *	Indicator (+ or -) of whether the quantity is positive or negative.	
UOM	Required *	Not used.	
		* Required if QUANTITY(SHIPUNIT) is used.	
QUANTITY (TOTWEIGHT)	Optional	Total weight of an item or shipment.	

Table A-3 Show Shipment Element Usage (show_shipment_005.xgm)

Field / Data Type	Required?	Description	Oracle Applications Table/View.Column
VALUE	Required *	Numeric value of the quantity.	RCV_HEADERS_INTERFACE.GROSS_WEIGHT
NUMOFDEC	Required *	One-character numeric value that indicates the number of decimals in the value field.	
SIGN	Required *	Indicator (+ or -) of whether the quantity is positive or negative.	
UOM	Required *	Unit of measure that indicates the units of the quantity.	RCV_HEADERS_INTERFACE.GROSS_WEIGHT_UOM_CODE
		* Required if QUANTITY(TOTWEIGHT) is used.	
QUANTITY (VOLUME)	Optional	Not used.	
ROUTEID	Optional	Not used.	
SHIPNOTES	Optional	Not used.	
SHIPPOINT	Optional	Not used.	
SHIPPRIOR	Optional	Not used.	
SHIPSRLVL	Optional	Not used.	
DOCUMENTID	Required	Unique shipment number from the supplier. The number needs to be unique for a given supplier, supplier site, and ship-to organization.	RCV_HEADERS_INTERFACE.SHIPMENT_NUM
SHIPPERID	Required	Identifier of the partner who is responsible for packaging inventory goods for shipment. Required by OAGI, but not used by Purchasing.	
AMOUNT (DECLAREVAL)	Optional	Not used.	
AMOUNT (DOCUMENT) (T)	Optional	Not used.	
AMOUNT (ESTFREIGHT)	Optional	Not used.	

Table A-3 Show Shipment Element Usage (show_shipment_005.xgm)

Field / Data Type	Required?	Description	Oracle Applications Table/View.Column
AMOUNT (FREIGHT) (T)	Optional	Not used.	
AMOUNT (ITEM) (T)	Optional	Not used.	
CARRIER	Optional	Not used.	
CARRSRVLVL	Optional	Not used.	
COUNTRYDST	Optional	Not used.	
COUNTRYORG	Optional	Not used.	
DATETIME (CREATION)	Optional	Creation date of the ASN by the supplier.	RCV_HEADERS_INTERFACE.NOTICE_CREATION_DATE
HAZRDMATL	Optional	Hazardous material class of the shipment. Note: It must be a valid hazard class defined in Purchasing.	RCV_HEADERS_INTERFACE.HAZARD_CLASS
HDRSTATUS	Optional	Not used.	
IMPORTLIC	Optional	Not used.	
LOADPOINT	Optional	Not used.	
NOTES1 - NOTES9	Optional	Notes or comments.	RCV_HEADERS_INTERFACE.COMMENTS
OPERAMT (FREIGHT) (T)	Optional	Not used.	
PARTIALSHP	Optional	Not used.	
PRIORITY	Optional	Not used.	
QUANTITY (ESTWEIGHT)	Optional	Not used.	
QUANTITY (LOADINGWT)	Optional	Not used.	
SPECIALHND	Optional	Three-character (maximum) special handling code such as a code indicating the need for a lift gate.	RCV_HEADERS_INTERFACE.SPECIAL_HANDLING_CODE
STAGEPOINT	Optional	Not used.	

Table A-3 Show Shipment Element Usage (show_shipment_005.xgm)

Field / Data Type	Required?	Description	Oracle Applications Table/View.Column
TRANSMETHD	Optional	Not used.	
TRANSTERMS	Optional	Not used.	
WAREHOUSE	Optional	Not used.	
USERAREA	Optional	Not used.	
CARRIERCODE	Optional	Carrier responsible for the shipment.	RCV_HEADERS_INTERFACE.FREIGHT_CARRIER_CODE
QUANTITY (TARWEIGHT)	Optional	Shipment tar (container) weight, using the following fields:	
VALUE	Required *	Numeric value of the quantity.	RCV_HEADERS_INTERFACE.TAR_WEIGHT
NUMOFDEC	Required *	One-character numeric value that indicates the number of decimals in the value field.	
SIGN	Required *	Indicator (+ or -) of whether the quantity is positive or negative.	
UOM	Required *	Unit of measure that indicates the units of the quantity.	RCV_HEADERS_INTERFACE.TAR_WEIGHT_UOM_CODE
		* Required if QUANTITY(TARWEIGHT) is used.	
PACKAGINGCODE	Optional	Shipment packing code.	RCV_HEADERS_INTERFACE.PACKAGING_CODE
CARRIERMETHOD	Optional	Carrier transportation method code.	RCV_HEADERS_INTERFACE.CARRIER_METHOD
CARRIEREQUIP	Optional	Carrier equipment description code.	RCV_HEADERS_INTERFACE.CARRIER_EQUIPMENT
HAZARDCODE	Optional	Hazardous material qualifier code of the shipment.	RCV_HEADERS_INTERFACE.HAZARD_CODE

Table A-3 Show Shipment Element Usage (show_shipment_005.xgm)

Field / Data Type	Required?	Description	Oracle Applications Table/View.Column
HAZARDDESC	Optional	Hazardous material description.	RCV_HEADERS_INTERFACE.HAZARD_DESCRIPTION
ATTRIBUTE CATEGORY	Optional	Additional data the supplier may include, to be used in a descriptive flexfield segment in Purchasing.	RCV_HEADERS_INTERFACE.ATTRIBUTE_CATEGORY
ATTRIBUTE1-15	Optional	Additional data the supplier may include, to be used in a descriptive flexfield segment in Purchasing.	RCV_HEADERS_INTERFACE.ATTRIBUTE1-15
USSGLTRANSCODE	Optional	United States standard general ledger transaction code.	RCV_HEADERS_INTERFACE.USSGL_TRANSACTION_CODE
PARTNER - ShipFrom	Required	This element provides general business information about the supplier shipping the items. Include only one ShipFrom partner per XML transaction.	
PARTNRID	Required	Required by OAGI, but not used by Purchasing.	
PARTNRTYPE	Required	Required by OAGI, but not used by Purchasing. Value must be ShipFrom.	
CURRENCY	Optional	Not used.	
DESCRIPTN	Optional	Not used.	
NAME1 – NAME9	Optional	Not used.	
ONETIME	Optional	Not used.	
PARTNRIDX	Required	Unique identifier that the buyer and supplier have agreed on to identify the supplier site. Value is matched to the EDI Location code for the site in the Supplier Sites window. This site must exist within the operating unit that is receiving the ASN.	Used to derive: RCV_HEADERS_INTERFACE.VENDOR_ID RCV_HEADERS_INTERFACE.VENDOR_SITE_ID
TAXEXEMPT	Optional	Not used.	
TAXID	Optional	Not used.	
USERAREA	Optional	Not used.	

Table A-3 Show Shipment Element Usage (show_shipment_005.xgm)

Field / Data Type	Required?	Description	Oracle Applications Table/View.Column
PARTNER – ShipTo	Required	This element provides general business information about the location receiving the items. Include only one ShipTo partner per XML transaction.	
PARTNRID	Required	Required by OAGI, but not used by Purchasing.	
PARTNRTYPE	Required	Required by OAGI, but not used by Purchasing. Value must be ShipTo.	
CURRENCY	Optional	Not used.	
DESCRIPTN	Optional	Not used.	
NAME1 – NAME9	Optional	Not used.	
ONETIME	Optional	Not used.	
PARTNRIDX	Conditionally Required	<p>Unique identifier the buyer and supplier have agreed on to identify the receiving location to which the ASN is sent. For shipments to the buying organization, the value is matched to the EDI Location code for the location in the Locations window.</p> <p>For drop shipments, the value is not required. If provided, it is matched to the EDI Location code in the Customer Addresses window. If not provided, the application derives the location by doing an exact match between the ADDRESS in the XML and the address in the application. (If no match is found, an error is raised.)</p>	Used to derive: RCV_HEADERS_INTERFACE.LOCATION_ID
TAXEXEMPT	Optional	Not used.	
TAXID	Optional	Not used.	
USERAREA	Optional	Not used.	
DOCUMNTREF – BillOfLading	Optional		
DOCTYPE	Required *	Not used by Purchasing. Enter BillOfLading.	

Table A-3 Show Shipment Element Usage (show_shipment_005.xgm)

Field / Data Type	Required?	Description	Oracle Applications Table/View.Column
DOCUMENTID	Required *	Bill of lading number.	RCV_HEADERS_INTERFACE.BILL_OF_LADING
PARTNERID	Required *	Not used by Purchasing.	
PARTNERTYPE	Required *	Not used by Purchasing.	
		* Required by OAGI if DOCUMNTREF is included.	
DOCUMNTREF – PackingSlip	Optional		
DOCTYPE	Required *	Not used by Purchasing. Enter PackingSlip.	
DOCUMENTID	Required *	Packing slip number.	RCV_HEADERS_INTERFACE.PACKING_SLIP
PARTNERID	Required *	Not used by Purchasing.	
PARTNERTYPE	Required *	Not used by Purchasing.	
		* Required by OAGI if DOCUMNTREF is included.	
DOCUMNTREF - WaybillAirbill	Optional		
DOCTYPE	Required *	Not used by Purchasing. Enter WaybillAirbill.	
DOCUMENTID	Required *	Waybill or airbill number.	RCV_HEADERS_INTERFACE.WAYBILL_AIRBILL_NUM
PARTNERID	Required *	Not used by Purchasing.	
PARTNERTYPE	Required *	Not used by Purchasing.	
		* Required by OAGI if DOCUMNTREF is included.	

Table A-3 Show Shipment Element Usage (show_shipment_005.xgm)

Field / Data Type	Required?	Description	Oracle Applications Table/View.Column
SHIPITEM	Required	At least 1 occurrence of SHIPITEM is required per ASN document. This element includes the item information, including references to purchase order and line information. Repeat the SHIPITEM element for each item. The items in the SHIPITEM elements must belong to the same ship-to organization in Purchasing.	
QUANTITY(ITEM)	Required	Shipment quantity and UOM. If the UOM is different from the primary UOM defined in Purchasing or the source document UOM, then a conversion must be defined between the two UOMs in the Unit of Measure Conversions window.	
VALUE	Required	Numeric value of the quantity.	RCV_TRANSACTION_INTERFACE.QUANTITY
NUMOFDEC	Required	One-character numeric value that indicates the number of decimals in the value field.	
SIGN	Required	Indicator (+ or -) of whether the quantity is positive or negative.	
UOM	Required	Unit of measure that indicates the units of the quantity.	RCV_TRANSACTIONS_INTERFACE.UNIT_OF_MEASURE
AMOUNT (EXTENDED)(T)	Optional	Not used.	
AMOUNT(ITEM)(T)	Optional	Not used.	
ITEM	Conditionally Required	Supplier item number of the item being received. This number must exist on the specified purchase order as the supplier item number. Note: Either ITEM or ITEMX is required.	RCV_TRANSACTIONS_INTERFACE.VENDOR_ITEM_NUM
COUNTRYORG	Optional	Code for country of origin or manufacture.	RCV_TRANSACTIONS_INTERFACE.COUNTRY_OF_ORIGIN_CODE

Table A-3 Show Shipment Element Usage (show_shipment_005.xgm)

Field / Data Type	Required?	Description	Oracle Applications Table/View.Column
DISPOSITN	Optional	Not used.	
EXPORTLIC	Optional	Not used.	
FRGHTCLS	Optional	Not used.	
FRGHTITEM	Optional	Not used.	
HAZRDMATL	Optional	Not used.	
IMPORTLIC	Optional	Not used.	
ITEMDESC	Optional	Item description	RCV_TRANSACTIONS_INTERFACE.ITEM_DESCRIPTION
ITEMRV	Optional	Not used.	
ITEMRVX	Optional	Item revision number if this item is under revision control.	RCV_TRANSACTIONS_INTERFACE.ITEM_REVISION
ITEMX	Conditionally Required	Buyer's item number of the item being received. The item number must be defined in Purchasing for the specified order and ship-to organization. Note: Either ITEM or ITEMX is required.	RCV_TRANSACTION_INTERFACE.ITEM_NUM
LOTLEVEL1 – LOTLEVEL2	Optional	Not used.	
NOTES1 - NOTES9	Optional	Notes or comments.	RCV_TRANSACTION_INTERFACE.COMMENTS
OWNRSHPCDE	Optional	Not used.	
PACKING	Optional	Not used.	
PARTIALSHP	Optional	Not used.	
QUANTITY (BACKORDERED)	Optional	Not used.	
QUANTITY(OPEN)	Optional	Not used.	
QUANTITY (ORDERED)	Optional	Not used.	

Table A-3 Show Shipment Element Usage (show_shipment_005.xgm)

Field / Data Type	Required?	Description	Oracle Applications Table/View.Column
QUANTITY (SHIPPED)	Required	Not used.	
QUANTITY (VOLUME)	Optional	Not used.	
QUANTITY (WEIGHT)	Optional	Not used.	
SHIPNOTES	Optional	Not used.	
SHIPPRIOR	Optional	Not used.	
UPC	Optional	Not used.	
USERAREA	Optional	Not used.	
VENDORLOTNUM	Optional	Supplier's lot number.	RCV_TRANSACTIONS_INTERFACE.VENDOR_LOT_NUMBER
ATTRIBUTE CATEGORY	Optional	Additional data the supplier may include, to be used in a descriptive flexfield segment in Purchasing.	RCV_TRANSACTIONS_INTERFACE.ATTRIBUTE_CATEGORY
ATTRIBUTE1-15	Optional	Additional data the supplier may include, to be used in a descriptive flexfield segment in Purchasing.	RCV_TRANSACTIONS_INTERFACE.ATTRIBUTE1-15
SHIPLINE ATTRIBCATEGORY	Optional	Additional data the supplier may include, to be used in a shipment line descriptive flexfield segment in Purchasing.	RCV_TRANSACTIONS_INTERFACE.SHIP_LINE_ATTRIBUTE_CATEGORY
SHIPLINE ATTRIB1-15	Optional	Additional data the supplier may include, to be used in a shipment line descriptive flexfield segment in Purchasing.	RCV_TRANSACTIONS_INTERFACE.SHIP_LINE_ATTRIBUTE1-15
TAXNAME	Optional	Not used.	
AMOUNT(TAX)	Optional	Not used.	
QUANTITY (VENDOR CUMSHIPPED)	Optional	Not used.	
SUBSTITUTEITEMID	Optional	Not used.	

Table A-3 Show Shipment Element Usage (show_shipment_005.xgm)

Field / Data Type	Required?	Description	Oracle Applications Table/View.Column
QUANTITY (INVOICED)	Optional	Not used.	
BARCODELABEL	Optional	Barcoded detail label serial number for inner packaging of the item, to be matched for barcode-scanned receipt updating.	RCV_TRANSACTIONS_INTERFACE.BARCODE_LABEL
PARTNER - Employee	Optional	Not used.	
USERAREA	Optional	Not used.	
ADDRESS	Optional	Not used.	
USERAREA	Optional	Not used.	
LOCATIONID	Optional	Unique identifier for the deliver-to location.	RCV_TRANSACTIONS_INTERFACE.DELIVER_TO_LOCATION_ID
DOCUMNTREF - PurchaseOrder	Required	The PurchaseOrder DOCUMNTREF is used only at the SHIPITEM level. Include only one PurchaseOrder DOCUMNTREF element per SHIPITEM element.	
DOCTYPE	Required	Required by OAGI, but not used by Purchasing. Enter PurchaseOrder.	

Table A-3 Show Shipment Element Usage (show_shipment_005.xgm)

Field / Data Type	Required?	Description	Oracle Applications Table/View.Column
DOCUMNTID	Required	Purchase order (PO) document number against which the receipt is to be performed. It must be a valid document number in Purchasing and must be valid within the operating unit receiving the ASN. If there is more than one PO with this same number in more than one operating unit, Purchasing matches the ASN with the PO that has the same supplier and site as on the ASN. If the supplier and site are also the same, then Purchasing matches the ASN with the PO that has the same ITEM or ITEMX as on the ASN. If these are also the same, an error notification is sent to the supplier (to the e-mail given in the Trading Partner Setup window).	RCV_TRANSACTIONS_INTERFACE.DOCUMENT_NUM
PARTNRID	Required	Required by OAGI, but not used by Purchasing.	
PARTNRTYPE	Required	Required by OAGI, but not used by Purchasing.	
DESCRIPTN	Optional	Not used.	
DOCUMENTRV	Optional	Not used.	
LINENUM	Required	PO line number against which the receipt is to be performed. It must be a valid number on the purchase order being received against and must be valid within the operating unit receiving the ASN.	RCV_TRANSACTIONS_INTERFACE.DOCUMENT_LINE_NUM
NOTES1 - NOTES9	Optional	Not used.	
SCHLINENUM	Required	PO shipment line number. It must be a valid number on the purchase order being received against and must be valid within the operating unit receiving the ASN.	RCV_TRANSACTIONS_INTERFACE.DOCUMENT_SHIPMENT_LINE_NUM
SUBLINENUM	Optional	Not used.	

Table A-3 Show Shipment Element Usage (show_shipment_005.xgm)

Field / Data Type	Required?	Description	Oracle Applications Table/View.Column
USERAREA	Conditionally Required	This USERAREA contains the following field:	
DOCUMENT RELEASE	Conditionally Required	Release number. Required if the purchase order referenced by DOCUMENTID is a blanket purchase order.	RCV_TRANSACTIONS_INTERFACE.RELEASE_NUM
DOCUMNTREF - BillOfLading	Optional		
DOCTYPE	Required *	Not used by Purchasing. Enter BillOfLading.	
DOCUMENTID	Required *	Bill of lading number.	RCV_TRANSACTIONS_INTERFACE.BILL_OF_LADING
PARTNRID	Required *	Not used by Purchasing.	
PARTNRTYPE	Required *	Not used by Purchasing.	
		* Required by OAGI when DOCUMNTREF is provided.	
DOCUMNTREF - RMA	Optional		
DOCTYPE	Required *	Not used by Purchasing. Enter RMA.	
DOCUMENTID	Required *	Return material authorization (RMA) reference number for return-to-supplier items.	RCV_TRANSACTIONS_INTERFACE.RMA_REFERENCE
PARTNRID	Required *	Not used by Purchasing	
PARTNRTYPE	Required *	Not used by Purchasing	
		* Required by OAGI when DOCUMNTREF is provided.	

OAGIS_EXTENSIONS DTD

Following is the Extensions DTD provided by Oracle to enable use of additional fields included in the USERAREA of the previous DTDs.

```
<!-- License information for this file is provided in LICENSE.TXT -->
<!-- For support, more information, or to report implementation bugs,
```



```

    please contact the Open Applications Group at xml@openapplications.org -->
<!--
    $Header: oagis_extensions.dtd 115.3 2002/04/16 16:56:28 rakapoor noship $
    $Revision: 115.3 $
    $Date: 2002/04/16 16:56:28 $
    Open Applications Group DTD
    Copyright 1998-2001, All Rights Reserved

    $Name: $

rowell 7.0.0          10/15/2000      Initial Release

Notes:

-->
<!-- your extesions here -->

<!ELEMENT FTTERM (DESCRIPTN?, TERMID?)>
<!ELEMENT FOB (DESCRIPTN?, TERMID?)>
<!ELEMENT PAYMMETHOD (DESCRIPTN?, TERMID?)>
<!ELEMENT CREDTCRD (CARDID?,NAME?,(%DATETIME.EXPIRATION;?))>
<!ELEMENT STARTACTIVEDATE %STRDOM;>
<!ELEMENT ENDACTIVEDATE %STRDOM;>
<!ELEMENT CATEGORYID %STRDOM;>
<!ELEMENT REVISIONNUM %STRDOM;>
<!ELEMENT DOCUMENTRELEASE %STRDOM;>
<!ELEMENT CARRIERCODE %STRDOM;>
<!ELEMENT PACKAGINGCODE %STRDOM;>
<!ELEMENT CARRIERMETHOD %STRDOM;>
<!ELEMENT CARRIEREQUIP %STRDOM;>
<!ELEMENT HAZARDCODE %STRDOM;>
<!ELEMENT HAZARDESC %STRDOM;>
<!ELEMENT ATTRIBUTECATEGORY %STRDOM;>
<!ELEMENT USSGLTRANSCODE %STRDOM;>
<!ELEMENT VENDORLOTNUM %STRDOM;>
<!ELEMENT SUBSTITUTEITEMID %STRDOM;>
<!ELEMENT BARCODELABEL %STRDOM;>
<!ELEMENT GRADECODE %STRDOM;>
<!ELEMENT DATECODE %STRDOM;>
<!ELEMENT AGE %STRDOM;>
<!ELEMENT LOTATTRIBCATEGORY %STRDOM;>
<!ELEMENT ITEMSIZE %STRDOM;>
<!ELEMENT COLOR %STRDOM;>
<!ELEMENT PLACEFORIG %STRDOM;>
<!ELEMENT RECYCLEDCONTENT %STRDOM;>

```

```
<!ELEMENT CURLWRINKLEFOLD %STRDOM;>
<!ELEMENT SUPPLIERLOTNUM %STRDOM;>
<!ELEMENT STATUS %STRDOM;>
<!ELEMENT VENDORSERIALNUM %STRDOM;>
<!ELEMENT SERIALATTRIBCATEGORY %STRDOM;>
<!ELEMENT TIMESINCENEW %STRDOM;>
<!ELEMENT CYCLESSINCENEW %STRDOM;>
<!ELEMENT TIMESINCEOVERHAUL %STRDOM;>
<!ELEMENT CYCLESSINCEOVERHAUL %STRDOM;>
<!ELEMENT TIMESINCEREPAIR %STRDOM;>
<!ELEMENT TIMESINCEVISIT %STRDOM;>
<!ELEMENT CYCLESSINCEVISIT %STRDOM;>
<!ELEMENT TIMESINCEMARK %STRDOM;>
<!ELEMENT CYCLESSINCEMARK %STRDOM;>
<!ELEMENT NUMBEROFREPAIRS %STRDOM;>
<!ELEMENT ATTACHMENT (TEXT?)>
<!ELEMENT EXCHRATE %STRDOM;>
<!ELEMENT CONFIRM %STRDOM;>
<!ELEMENT PCARDHDR (MEMBERNAME?,PCARDNUM?,(%DATETIME.EXPIRATION;)?,PCARDBRAND?)>
<!ELEMENT MEMBERNAME %STRDOM;>
<!ELEMENT PCARDNUM %STRDOM;>
<!ELEMENT PCARDBRAND %STRDOM;>
<!ELEMENT CUSTOMERNUM %STRDOM;>

<!ELEMENT REQUESTOR %STRDOM;>
<!ELEMENT CONTRACTPONUM %STRDOM;>
<!ELEMENT CONTRACTPOLINENUM %STRDOM;>
<!ELEMENT VENDORQUOTENUM %STRDOM;>
<!ELEMENT LISTPRICE %STRDOM;>
<!ELEMENT MARKETPRICE %STRDOM;>
<!ELEMENT PRICENOTTOEXCEED %STRDOM;>
<!ELEMENT NEGPRICE %STRDOM;>
<!ELEMENT TAXABLE %STRDOM;>
<!ELEMENT TXNREASONCODE %STRDOM;>
<!ELEMENT TYPE1099 %STRDOM;>
<!ELEMENT LINEORDERTYPE %STRDOM;>
<!ELEMENT HAZRDUNNUM %STRDOM;>
<!ELEMENT HAZRDUNDESC %STRDOM;>

<!ELEMENT PRICEOVRRD %STRDOM;>

<!ELEMENT DISTPROJECT
(REQUESTOR?,DISTNUM?,PROJECTNUM?,PROJECTTYPE?,TASKNUM?,(%QUANTITY.ORDERED;)?,CON
VRATE,(%DATETIME.EXCHRATEDATE;)?,DESTTYPE?,DFFDISTRIBUTN?)>
```

```

<!ELEMENT PROJECTNUM %STRDOM;>
<!ELEMENT DISTNUM %STRDOM;>
<!ELEMENT PROJECTTYPE %STRDOM;>
<!ELEMENT TASKNUM %STRDOM;>
<!ELEMENT CONVRATE %STRDOM;>
<!ELEMENT DESTTYPE %STRDOM;>

<!ELEMENT DFFPOHEADER
(ATTRIBUTE1?,ATTRIBUTE2?,ATTRIBUTE3?,ATTRIBUTE4?,ATTRIBUTE5?,ATTRIBUTE6?,ATTRIBU
TE7?,ATTRIBUTE8?,ATTRIBUTE9?,ATTRIBUTE10?,ATTRIBUTE11?,ATTRIBUTE12?,ATTRIBUTE13?
,ATTRIBUTE14?,ATTRIBUTE15?,ATTRIBUTE16?)>
<!ELEMENT DFFVENDORSITE
(ATTRIBUTE1?,ATTRIBUTE2?,ATTRIBUTE3?,ATTRIBUTE4?,ATTRIBUTE5?,ATTRIBUTE6?,ATTRIBU
TE7?,ATTRIBUTE8?,ATTRIBUTE9?,ATTRIBUTE10?,ATTRIBUTE11?,ATTRIBUTE12?,ATTRIBUTE13?
,ATTRIBUTE14?,ATTRIBUTE15?,ATTRIBUTE16?)>
<!ELEMENT DFFVENDOR
(ATTRIBUTE1?,ATTRIBUTE2?,ATTRIBUTE3?,ATTRIBUTE4?,ATTRIBUTE5?,ATTRIBUTE6?,ATTRIBU
TE7?,ATTRIBUTE8?,ATTRIBUTE9?
,ATTRIBUTE10?,ATTRIBUTE11?,ATTRIBUTE12?,ATTRIBUTE13?,ATTRIBUTE14?,ATTRIBUTE15?,A
TTRIBUTE16?)>
<!ELEMENT DFFLINE
(ATTRIBUTE1?,ATTRIBUTE2?,ATTRIBUTE3?,ATTRIBUTE4?,ATTRIBUTE5?,ATTRIBUTE6?,ATTRIBU
TE7?,ATTRIBUTE8?,ATTRIBUTE9?
,ATTRIBUTE10?,ATTRIBUTE11?,ATTRIBUTE12?,ATTRIBUTE13?,ATTRIBUTE14?,ATTRIBUTE15?,A
TTRIBUTE16?)>
<!ELEMENT DFFITEM
(ATTRIBUTE1?,ATTRIBUTE2?,ATTRIBUTE3?,ATTRIBUTE4?,ATTRIBUTE5?,ATTRIBUTE6?,ATTRIBU
TE7?,ATTRIBUTE8?,ATTRIBUTE9?
,ATTRIBUTE10?,ATTRIBUTE11?,ATTRIBUTE12?,ATTRIBUTE13?,ATTRIBUTE14?,ATTRIBUTE15?,A
TTRIBUTE16?)>
<!ELEMENT KFFITEM
(ATTRIBUTE1?,ATTRIBUTE2?,ATTRIBUTE3?,ATTRIBUTE4?,ATTRIBUTE5?,ATTRIBUTE6?,ATTRIBU
TE7?,ATTRIBUTE8?,ATTRIBUTE9?
,ATTRIBUTE10?,ATTRIBUTE11?,ATTRIBUTE12?,ATTRIBUTE13?,ATTRIBUTE14?,ATTRIBUTE15?,A
TTRIBUTE16?,ATTRIBUTE17?,ATTRIBUTE18?,ATTRIBUTE19?,ATTRIBUTE20?)>
<!ELEMENT DFFDISTRIBUTN
(ATTRIBUTE1?,ATTRIBUTE2?,ATTRIBUTE3?,ATTRIBUTE4?,ATTRIBUTE5?,ATTRIBUTE6?,ATTRIBU
TE7?,ATTRIBUTE8?,ATTRIBUTE9?
,ATTRIBUTE10?,ATTRIBUTE11?,ATTRIBUTE12?,ATTRIBUTE13?,ATTRIBUTE14?,ATTRIBUTE15?,A
TTRIBUTE16?)>
<!ELEMENT ATTRIBUTE1 %STRDOM;>
<!ELEMENT ATTRIBUTE2 %STRDOM;>
<!ELEMENT ATTRIBUTE3 %STRDOM;>
<!ELEMENT ATTRIBUTE4 %STRDOM;>
<!ELEMENT ATTRIBUTE5 %STRDOM;>

```

```
<!ELEMENT ATTRIBUTE6 %STRDOM;>
<!ELEMENT ATTRIBUTE7 %STRDOM;>
<!ELEMENT ATTRIBUTE8 %STRDOM;>
<!ELEMENT ATTRIBUTE9 %STRDOM;>
<!ELEMENT ATTRIBUTE10 %STRDOM;>
<!ELEMENT ATTRIBUTE11 %STRDOM;>
<!ELEMENT ATTRIBUTE12 %STRDOM;>
<!ELEMENT ATTRIBUTE13 %STRDOM;>
<!ELEMENT ATTRIBUTE14 %STRDOM;>
<!ELEMENT ATTRIBUTE15 %STRDOM;>
<!ELEMENT ATTRIBUTE16 %STRDOM;>
<!ELEMENT ATTRIBUTE17 %STRDOM;>
<!ELEMENT ATTRIBUTE18 %STRDOM;>
<!ELEMENT ATTRIBUTE19 %STRDOM;>
<!ELEMENT ATTRIBUTE20 %STRDOM;>
<!ELEMENT SHIPLINEATTRIB1 %STRDOM;>
<!ELEMENT SHIPLINEATTRIB2 %STRDOM;>
<!ELEMENT SHIPLINEATTRIB3 %STRDOM;>
<!ELEMENT SHIPLINEATTRIB4 %STRDOM;>
<!ELEMENT SHIPLINEATTRIB5 %STRDOM;>
<!ELEMENT SHIPLINEATTRIB6 %STRDOM;>
<!ELEMENT SHIPLINEATTRIB7 %STRDOM;>
<!ELEMENT SHIPLINEATTRIB8 %STRDOM;>
<!ELEMENT SHIPLINEATTRIB9 %STRDOM;>
<!ELEMENT SHIPLINEATTRIB10 %STRDOM;>
<!ELEMENT SHIPLINEATTRIB11 %STRDOM;>
<!ELEMENT SHIPLINEATTRIB12 %STRDOM;>
<!ELEMENT SHIPLINEATTRIB13 %STRDOM;>
<!ELEMENT SHIPLINEATTRIB14 %STRDOM;>
<!ELEMENT SHIPLINEATTRIB15 %STRDOM;>
<!ELEMENT SHIPLINEATTRIBCATEGORY %STRDOM;>
<!ELEMENT CATATTRIBUTE1 %STRDOM;>
<!ELEMENT CATATTRIBUTE2 %STRDOM;>
<!ELEMENT CATATTRIBUTE3 %STRDOM;>
<!ELEMENT CATATTRIBUTE4 %STRDOM;>
<!ELEMENT CATATTRIBUTE5 %STRDOM;>
<!ELEMENT CATATTRIBUTE6 %STRDOM;>
<!ELEMENT CATATTRIBUTE7 %STRDOM;>
<!ELEMENT CATATTRIBUTE8 %STRDOM;>
<!ELEMENT CATATTRIBUTE9 %STRDOM;>
<!ELEMENT CATATTRIBUTE10 %STRDOM;>
<!ELEMENT CATATTRIBUTE11 %STRDOM;>
<!ELEMENT CATATTRIBUTE12 %STRDOM;>
<!ELEMENT CATATTRIBUTE13 %STRDOM;>
<!ELEMENT CATATTRIBUTE14 %STRDOM;>
```

```
<!ELEMENT CATATTRIBUTE15 %STRDOM;>
<!ELEMENT CATATTRIBUTE16 %STRDOM;>
<!ELEMENT CATATTRIBUTE17 %STRDOM;>
<!ELEMENT CATATTRIBUTE18 %STRDOM;>
<!ELEMENT CATATTRIBUTE19 %STRDOM;>
<!ELEMENT CATATTRIBUTE20 %STRDOM;>
<!ELEMENT DATATTRIBUTE1 %STRDOM;>
<!ELEMENT DATATTRIBUTE2 %STRDOM;>
<!ELEMENT DATATTRIBUTE3 %STRDOM;>
<!ELEMENT DATATTRIBUTE4 %STRDOM;>
<!ELEMENT DATATTRIBUTE5 %STRDOM;>
<!ELEMENT DATATTRIBUTE6 %STRDOM;>
<!ELEMENT DATATTRIBUTE7 %STRDOM;>
<!ELEMENT DATATTRIBUTE8 %STRDOM;>
<!ELEMENT DATATTRIBUTE9 %STRDOM;>
<!ELEMENT DATATTRIBUTE10 %STRDOM;>
<!ELEMENT DATATTRIBUTE11 %STRDOM;>
<!ELEMENT DATATTRIBUTE12 %STRDOM;>
<!ELEMENT DATATTRIBUTE13 %STRDOM;>
<!ELEMENT DATATTRIBUTE14 %STRDOM;>
<!ELEMENT DATATTRIBUTE15 %STRDOM;>
<!ELEMENT DATATTRIBUTE16 %STRDOM;>
<!ELEMENT DATATTRIBUTE17 %STRDOM;>
<!ELEMENT DATATTRIBUTE18 %STRDOM;>
<!ELEMENT DATATTRIBUTE19 %STRDOM;>
<!ELEMENT DATATTRIBUTE20 %STRDOM;>
<!ELEMENT NATATTRIBUTE1 %STRDOM;>
<!ELEMENT NATATTRIBUTE2 %STRDOM;>
<!ELEMENT NATATTRIBUTE3 %STRDOM;>
<!ELEMENT NATATTRIBUTE4 %STRDOM;>
<!ELEMENT NATATTRIBUTE5 %STRDOM;>
<!ELEMENT NATATTRIBUTE6 %STRDOM;>
<!ELEMENT NATATTRIBUTE7 %STRDOM;>
<!ELEMENT NATATTRIBUTE8 %STRDOM;>
<!ELEMENT NATATTRIBUTE9 %STRDOM;>
<!ELEMENT NATATTRIBUTE10 %STRDOM;>
```

The following table describes some of the data types (fields) in this DTD. As mentioned earlier, the fields used in the Extensions DTD are provided by Oracle to enable use of additional fields included in the USERAREA of the previous DTDs.

Table A-4 OAGIS_EXTENSIONS DTD USERAREA Fields

Field/ Data Type	Required?	Description/Comment
<FTTERM>	Optional	Freight terms information:
<DESCRIPTN>	Optional	Description of who pays the freight.
<TERMID>	Optional	Freight term, such as Due.
<FOB>	Optional	FOB shipment terms:
<DESCRIPTN>	Optional	Description of when supplier's liability ceases.
<TERMID>	Optional	FOB term, such as Origin.
<PAYMMETHOD>	Optional	Not used.
<DESCRIPTN>		
<TERMID>		
<CREDTCRD>	Optional	Not used.
<STARTACTIVEDATE>	Optional	Start date of the Blanket PO agreement. Used only for a Blanket PO.
<ENDACTIVEDATE>	Optional	End date of the Blanket PO agreement. Used only for a Blanket PO.
<CATEGORYID>	Optional	Item category unique identifier.
<REVISIONNUM>	Optional	Used for Change PO at the header level to provide a revision number of the Standard PO or Blanket PO release.

Other OAGI DTDs

These OAGI DTDs are provided here for reference only.

oagis_segments.dtd

```

<!-- License information for this file is provided in LICENSE.TXT -->
<!-- For support, more information, or to report implementation bugs,
      please contact the Open Applications Group at xml@openapplications.org -->
<!--
  $Header: oagis_segments.dtd 115.0 2002/02/27 22:57:08 fuagusti noship $
  $Revision: 115.0 $
  $Date: 2002/02/27 22:57:08 $
  Open Applications Group DTD
  Copyright 1998-2001, All Rights Reserved

```

\$Name: \$

Kurt6.2.007/05/1999Additional requirements for Engineering Change BODs:

New AMOUNT qualifiers:ESTENGIMP,ESTMANIMP

New DATETIME qualifiers:APPREQ,APPROVAL,CANCEL,EARLSTEFF,IMPL

Relased AMOUNT.type attribute from #REQUIRED to #IMPLIED

Kurt6.2.112/11/1999Add: QUANTITY.REJFIXED, DATETIME.SETUPFINSH

AMOUNT.ACTUAL, AMOUNT.BUDGET, AMOUNT.ESTIMATE, DATETIME.ACTEND

DATETIME.ACTSTART, DATETIME.CHANGEDATE, DATETIME.FAILDATE

DATETIME.PLANEND, DATETIME.PLANSTART, DATETIME.REPORTDATE

DATETIME.RSPDDATE, DATETIME.SCHEND, DATETIME.SCHSTART

DATETIME.STATUSDATE, QUANTITY.ACTDUR, QUANTITY.ESDUR, QUANTITY.REMDUR,

DATETIME.COMPDATE, DATETIME.MSMENDDATE, QUANTITY.ACTHRS, QUANTITY.ESTHRS

QUANTITY.MSMEND, QUANTITY.REMHRS, AMOUNT.PAYRATE, QUANTITY.LABOR,

AMOUNT.ESTUCOST, AMOUNT.RATE, AMOUNT.ESTHRS

rjj7.0.010/15/2000Updated Header Information.

Added new qualifers for Catalog(CATALOG):

QUANTITY.FILESIZE

Added new qualifers for Catalog(ITEMSPECS):

QUANTITY.LOWERLIMIT, QUANTITY.UPPERLIMIT

Added new qualifers for Catalog(PRICELIST):

AMOUNT.PRCBRK,AMOUNT.DSCVALUE,AMOUNT.DSCPRCNT, QUANTITY.PRCBRK

Added ATTCHREF

Added new qualifers for UOM:

QUANTITY.HEIGHT, QUANTITY.LENGTH, QUANTITY.WIDTH

Added new qualifers forRFQ & Quote:

QUANTITY.DUROVER, QUANTITY.DURUNDER, QUANTITY.FILENAME,

QUANTITY.UNDERSHIP

Added new qualifiers for ShowShipment

AMOUNT.DECLAREVAL, AMOUNT.ESTFREIGHT, AMOUNT.FREIGHT.T, AMOUNT.ITEM.T,

AMOUNT.TOTAL.T, DATETIME.EARLSTSHIP, DATETIME.SHIPSCHED, OPERAMT.FREIGHT.T,

QUANTITY.ESTWEIGHT

Added new qualifiers for FORECAST

QUANTITY.CUMULATIVE, QUANTITY.DELIVERED, QUANTITY.MINIMUM, QUANTITY.MAXIMUM,

QUANTITY.PRIOR,

DATETIME.BKTEND, DATETIME.BKTSTART, DATETIME.CUMULATIVE, DATETIME.ENGCHG,

DATETIME.GENERATION, DATETIME.PO, DATETIME.RECEIVED, DATETIME.RSPDOCEN

rjj7.0.110/27/2000Added CHARGETYPE as optional within CHARGE.

rjj7.0.211/24/2000Added REJFIXED to SEG_QUANTITY_QUALIFIERS for corresponding

QUANTITY

qualifier..

mlr7.0.303/01/2001Removed:

SEG_AMOUNT_QUALIFIERS_EXTENSION

SEG_AMOUNT_TYPES_EXTENSION

```

SEG_DATETIME_QUALIFIERS_EXTENSION
SEG_DATETIME_TYPES_EXTENSION
SEG_OPERAMT_QUALIFIERS_EXTENSION
SEG_OPERAMT_TYPES_EXTENSION
SEG_QUANTITY_QUALIFIERS_EXTENSION
SEG_TEMPRATURE_QUALIFIERS_EXTENSION
SEG_TEMPRATURE_TYPES_EXTENSION
Placed in oagis_entity_extensions.dtd in order to faclitade extensions to
segment.
mlr 7.0.303/01/2001Added reference to oagis_entity_extensions.dtd
mlr7.104/16/2001Add DOCUMNTREF as super segement.
Change choice in ATTCHREF from (FILENAME | (FILENAME?, URI)) to
(FILENAME | URI).
Added LOTSERIAL, DOCUMENT defintion
                                ADDED QUANTITY.DUE, QUANTITY.RETURNED,
QUANTITY.START,
QUANTITY.WIPMOVE
                                ADDED DATETIME.JOBDUE, AMOUNT(OVERRIDE)

```

Notes:

```

-->
<!-- ===== -->
<!-- Elements - Segments
-->
<!ENTITY % ENTITY_EXTENSIONS SYSTEM "oagis_entity_extensions.dtd">
%ENTITY_EXTENSIONS;
<!ENTITY % FIELDS SYSTEM "oagis_fields.dtd">
%FIELDS;
<!-- AMOUNT -->
<!ENTITY % SEG_AMOUNT_QUALIFIERS "(ACTUAL | APPRVORD | AVAILABLE | BUDGET |
COMMISSION |
        DECLAREVAL | DSCPRCNT | DSCVALUE | DISCNT | DOCUMENT | ESTENGIMP |
ESTFREIGHT | ESTHRS | ESTIMATE | ESTMANIMP |
        ESTUCOST | EXTENDED | FREIGHT | ITEM | OPENITEM | ORDER | ORDLIMIT | OVERRIDE
|
        PAYRATE | RATE | PRCBRK | TAX | TAXBASE | TOTAL | TOTLIMIT |
        %SEG_AMOUNT_QUALIFIERS_EXTENSION;)">
<!ENTITY % SEG_AMOUNT_TYPES "(T | F | TAX | %SEG_AMOUNT_TYPES_EXTENSION;)">
<!ELEMENT AMOUNT (VALUE, NUMOFDEC, SIGN, CURRENCY, DRCR)>
<!ATTLIST AMOUNT
qualifier %SEG_AMOUNT_QUALIFIERS; #REQUIRED
type %SEG_AMOUNT_TYPES; #IMPLIED

```



```
index CDATA #IMPLIED
>
<!ENTITY % AMOUNT.ACTUAL "AMOUNT">
<!ENTITY % AMOUNT.ACTUAL.F "AMOUNT">
<!ENTITY % AMOUNT.ACTUAL.T "AMOUNT">
<!ENTITY % AMOUNT.AVAILABLE.F "AMOUNT">
<!ENTITY % AMOUNT.AVAILABLE.T "AMOUNT">
<!ENTITY % AMOUNT.APPRVORD.F "AMOUNT">
<!ENTITY % AMOUNT.APPRVORD.T "AMOUNT">
<!ENTITY % AMOUNT.BUDGET "AMOUNT">
<!ENTITY % AMOUNT.BUDGET.F "AMOUNT">
<!ENTITY % AMOUNT.BUDGET.T "AMOUNT">
<!ENTITY % AMOUNT.COMMISSION "AMOUNT">
<!ENTITY % AMOUNT.DECLAREVAL "AMOUNT">
<!ENTITY % AMOUNT.DISCNT.F "AMOUNT">
<!ENTITY % AMOUNT.DISCNT.T "AMOUNT">
<!ENTITY % AMOUNT.DOCUMENT.F "AMOUNT">
<!ENTITY % AMOUNT.DOCUMENT.T "AMOUNT">
<!ENTITY % AMOUNT.DSCPRCNT "AMOUNT">
<!ENTITY % AMOUNT.DSCVALUE "AMOUNT">
<!ENTITY % AMOUNT.ESTENGIMP "AMOUNT">
<!ENTITY % AMOUNT.ESTFREIGHT "AMOUNT">
<!ENTITY % AMOUNT.ESTHRS "AMOUNT">
<!ENTITY % AMOUNT.ESTIMATE "AMOUNT">
<!ENTITY % AMOUNT.ESTMANIMP "AMOUNT">
<!ENTITY % AMOUNT.ESTUCOST "AMOUNT">
<!ENTITY % AMOUNT.EXTENDED.F "AMOUNT">
<!ENTITY % AMOUNT.EXTENDED.T "AMOUNT">
<!ENTITY % AMOUNT.FREIGHT.T "AMOUNT">
<!ENTITY % AMOUNT.ITEM.F "AMOUNT">
<!ENTITY % AMOUNT.ITEM.T "AMOUNT">
<!ENTITY % AMOUNT.OPENITEM.F "AMOUNT">
<!ENTITY % AMOUNT.OPENITEM.T "AMOUNT">
<!ENTITY % AMOUNT.ORDER "AMOUNT">
<!ENTITY % AMOUNT.ORDER.F "AMOUNT">
<!ENTITY % AMOUNT.ORDER.T "AMOUNT">
<!ENTITY % AMOUNT.ORDLIMIT.F "AMOUNT">
<!ENTITY % AMOUNT.ORDLIMIT.T "AMOUNT">
<!ENTITY % AMOUNT.OVERRIDE "AMOUNT">
<!ENTITY % AMOUNT.PAYRATE "AMOUNT">
<!ENTITY % AMOUNT.PRCBRK "AMOUNT">
<!ENTITY % AMOUNT.RATE "AMOUNT">
<!ENTITY % AMOUNT.TAX.F "AMOUNT">
<!ENTITY % AMOUNT.TAX.T "AMOUNT">
<!ENTITY % AMOUNT.TAX.TAX "AMOUNT">
```

```

<!ENTITY % AMOUNT.TAXBASE.F "AMOUNT">
<!ENTITY % AMOUNT.TAXBASE.T "AMOUNT">
<!ENTITY % AMOUNT.TOTAL.T "AMOUNT">
<!ENTITY % AMOUNT.TOTLIMIT.F "AMOUNT">
<!ENTITY % AMOUNT.TOTLIMIT.T "AMOUNT">
<!-- BSR -->
<!ELEMENT BSR (VERB, NOUN, REVISION)>
<!-- CNTROLAREA -->
<!ELEMENT CNTROLAREA (BSR, SENDER, DATETIME)>
<!-- DATETIME -->
<!ENTITY % SEG_DATETIME_QUALIFIERS "(ACCOUNTING | ACTEND | ACTSTART | APPREQ |
APPROVAL | AVAILABLE |
    BKTEND | BKTSTART | CANCEL | CHANGEDATE | COMPDATE | CREATION | CUMULATIVE |
DELIVACT | DELIVSCHED |
    DISCNT | DOCUMENT | DUE | EARLSTEFF | EARLSTSHIP | EFFECTIVE | ENGCHG |
EXECFINISH |
    EXECSTART | EXPIRATION | FAILDATE | FORECASTF | FORECASTS | FROM | GENERATION
|
    IMPL | INVOICE | JOBDUE | LABORFINSH | LABORSTART | LASTUSED | LOADING |
MATCHING | MSMENTDATE | NEEDDELV | OPFINISH | OPSTART | PAYEND |
PLANEND | PLANSTART | PO | PROMDELV | PROMSHIP | PYMTTERM | RECEIVED |
REPORTDATE |
    REPORTNGFN | REPORTNGST | REQUIRED | RESORCDWNF | RESORCDWNS |
RSPDDATE | RSPDOCEN | SCHEND | SCHSTART | SETUPFINSH | SETUPSTART | SHIP |
SHIPSCHED | STATUSDATE | TEARDOWNF | TEARDOWNS | TO |
    %SEG_DATETIME_QUALIFIERS_EXTENSION;)">
<!ENTITY % SEG_DATETIME_TYPES "(T | F | %SEG_DATETIME_TYPES_EXTENSION;)">
<!ELEMENT DATETIME (YEAR, MONTH, DAY, HOUR, MINUTE, SECOND, SUBSECOND,
TIMEZONE)>
<!ATTLIST DATETIME
qualifier %SEG_DATETIME_QUALIFIERS; #REQUIRED
type %SEG_DATETIME_TYPES; #IMPLIED
index CDATA #IMPLIED
>
<!ENTITY % DATETIME.ACCOUNTING "DATETIME">
<!ENTITY % DATETIME.ACTEND "DATETIME">
<!ENTITY % DATETIME.ACTSTART "DATETIME">
<!ENTITY % DATETIME.APPREQ "DATETIME">
<!ENTITY % DATETIME.APPROVAL "DATETIME">
<!ENTITY % DATETIME.AVAILABLE "DATETIME">
<!ENTITY % DATETIME.BKTEND "DATETIME">
<!ENTITY % DATETIME.BKTSTART "DATETIME">
<!ENTITY % DATETIME.CANCEL "DATETIME">
<!ENTITY % DATETIME.CHANGEDATE "DATETIME">
<!ENTITY % DATETIME.COMPDATE "DATETIME">

```

```
<!ENTITY % DATETIME.CREATION "DATETIME">
<!ENTITY % DATETIME.CUMULATIVE "DATETIME">
<!ENTITY % DATETIME.DELIVACT "DATETIME">
<!ENTITY % DATETIME.DELIVSCHED "DATETIME">
<!ENTITY % DATETIME.DISCNT "DATETIME">
<!ENTITY % DATETIME.DOCUMENT "DATETIME">
<!ENTITY % DATETIME.DUE "DATETIME">
<!ENTITY % DATETIME.EARLSTEFF "DATETIME">
<!ENTITY % DATETIME.EARLSTSHIP "DATETIME">
<!ENTITY % DATETIME.EFFECTIVE "DATETIME">
<!ENTITY % DATETIME.ENGCHG "DATETIME">
<!ENTITY % DATETIME.EXECFINISH "DATETIME">
<!ENTITY % DATETIME.EXECSTART "DATETIME">
<!ENTITY % DATETIME.EXPIRATION "DATETIME">
<!ENTITY % DATETIME.FAILDATE "DATETIME">
<!ENTITY % DATETIME.FORECASTF "DATETIME">
<!ENTITY % DATETIME.FORECASTS "DATETIME">
<!ENTITY % DATETIME.FROM "DATETIME">
<!ENTITY % DATETIME.GENERATION "DATETIME">
<!ENTITY % DATETIME.IMPL "DATETIME">
<!ENTITY % DATETIME.INVOICE "DATETIME">
<!ENTITY % DATETIME.JOBDUE "DATETIME">
<!ENTITY % DATETIME.LABORFINISH "DATETIME">
<!ENTITY % DATETIME.LABORSTART "DATETIME">
<!ENTITY % DATETIME.LASTUSED "DATETIME">
<!ENTITY % DATETIME.LOADING "DATETIME">
<!ENTITY % DATETIME.MATCHING "DATETIME">
<!ENTITY % DATETIME.MSMENTDATE "DATETIME">
<!ENTITY % DATETIME.NEEDDELV "DATETIME">
<!ENTITY % DATETIME.OPFINISH "DATETIME">
<!ENTITY % DATETIME.OPSTART "DATETIME">
<!ENTITY % DATETIME.PAYEND "DATETIME">
<!ENTITY % DATETIME.PLANEND "DATETIME">
<!ENTITY % DATETIME.PLANSTART "DATETIME">
<!ENTITY % DATETIME.PO "DATETIME">
<!ENTITY % DATETIME.PROMDELV "DATETIME">
<!ENTITY % DATETIME.PROMSHIP "DATETIME">
<!ENTITY % DATETIME.PYMTTERM "DATETIME">
<!ENTITY % DATETIME.RECEIVED "DATETIME">
<!ENTITY % DATETIME.REPORTDATE "DATETIME">
<!ENTITY % DATETIME.REPORTNGFN "DATETIME">
<!ENTITY % DATETIME.REPORTNGST "DATETIME">
<!ENTITY % DATETIME.REQUIRED "DATETIME">
<!ENTITY % DATETIME.RESORCDWNF "DATETIME">
<!ENTITY % DATETIME.RESORCDWNS "DATETIME">
```

```

<!ENTITY % DATETIME.RSPDDATE "DATETIME">
<!ENTITY % DATETIME.RSPDOCGEN "DATETIME">
<!ENTITY % DATETIME.SCHEND "DATETIME">
<!ENTITY % DATETIME.SCHSTART "DATETIME">
<!ENTITY % DATETIME.SETUPFINISH "DATETIME">
<!ENTITY % DATETIME.SETUPFINSH "DATETIME">
<!ENTITY % DATETIME.SETUPSTART "DATETIME">
<!ENTITY % DATETIME.SHIP "DATETIME">
<!ENTITY % DATETIME.SHIPSCHEM "DATETIME">
<!ENTITY % DATETIME.STATUSDATE "DATETIME">
<!ENTITY % DATETIME.TEARDOWNF "DATETIME">
<!ENTITY % DATETIME.TEARDOWNS "DATETIME">
<!ENTITY % DATETIME.TO "DATETIME">
<!-- OPERAMT -->
<!ENTITY % SEG_OPERAMT_QUALIFIERS "(COST | EXTENDED | FREIGHT | UNIT | %SEG_
OPERAMT_QUALIFIERS_EXTENSION;)">
<!ENTITY % SEG_OPERAMT_TYPES "(T | F | %SEG_OPERAMT_TYPES_EXTENSION;)">
<!ELEMENT OPERAMT (VALUE, NUMOFDEC, SIGN, CURRENCY, UOMVALUE, UOMNUMDEC, UOM)>
<!ATTLIST OPERAMT
qualifier %SEG_OPERAMT_QUALIFIERS; #REQUIRED
type %SEG_OPERAMT_TYPES; #REQUIRED
>
<!ENTITY % OPERAMT.COST.T "OPERAMT">
<!ENTITY % OPERAMT.COST.F "OPERAMT">
<!ENTITY % OPERAMT.EXTENDED.T "OPERAMT">
<!ENTITY % OPERAMT.FREIGHT.T "OPERAMT">
<!ENTITY % OPERAMT.UNIT.F "OPERAMT">
<!ENTITY % OPERAMT.UNIT.T "OPERAMT">
<!-- QUANTITY -->
<!ENTITY % SEG_QUANTITY_QUALIFIERS "(ACCEPTED | ACTDUR | ACTHRS | ALLOCATED |
ALLOWEDWT | AVAILABLE |
AVGRUNSIZE | BACKORDERD | BATCHSIZE | BATCHTIME | BLOCKED | BREAKTIME |
CAPPERCENT | CATCHWEGHT | COMMISSION | COMPLETED | CUMULATIVE | DELIVERED |
DUE | DURATION |
DUROVER | DURUNDER | EMPLOYEES |
EMPREQD | ESTDUR | ESTHRS | ESTWEIGHT | FILENAME | FILESIZE | FIXEDTIME |
HEIGHT | INSPECTED |
INSPECTION | ITEM |
LDTMOFFSET | LENGTH | LABOR | LOADINGWT | LOTSIEMAX | LOTSIEMIN | LOTSIEMLT
| LOWERLIMIT |
MACHINEHRS | MAXIMUM | MAXPARLTM | MINIMUM | MOVETIME | MSMENT | MULTIPLIER |
NETWEIGHT |
OPEN | ORDERED | OTHERREJ | OVERSHIP | PACKING | PERCENT | PERCENTREQ |
PERSHBNOPR | PERSHWIOPR | PLNDPRCT | PRCBRK | PRIOR | QUEUETIME | RATE |
RECEIVED |

```

```

    REJECTED | REJFIXED | REJPERCENT | REMDUR | REMHRS | REQUIRED | RETURNED |
REWORK |
    RUNTIME | SCRAP | SETUPTIME | SHEFLIFE | SHIPPED | SHIPUNIT | START |
TEARDOWN |
    TOOLREQD | TOTWEIGHT | TRANSFLOT | UNDERSHIP | UNIT | UPPERLIMIT | VOLUME |
WAITTIME | WEIGHT |
    WIDTH | WIPMOVE |
    %SEG_QUANTITY_QUALIFIERS_EXTENSION;)">
<!ELEMENT QUANTITY (VALUE, NUMOFDEC, SIGN, UOM)>
<!ATTLIST QUANTITY
qualifier %SEG_QUANTITY_QUALIFIERS; #REQUIRED
>
<!ENTITY % QUANTITY.ACCEPTED "QUANTITY">
<!ENTITY % QUANTITY.ACTDUR "QUANTITY">
<!ENTITY % QUANTITY.ACTHRS "QUANTITY">
<!ENTITY % QUANTITY.ALLOCATED "QUANTITY">
<!ENTITY % QUANTITY.ALLOWEDWT "QUANTITY">
<!ENTITY % QUANTITY.AVAILABLE "QUANTITY">
<!ENTITY % QUANTITY.AVGRUNSIZE "QUANTITY">
<!ENTITY % QUANTITY.BACKORDERD "QUANTITY">
<!ENTITY % QUANTITY.BATCHSIZE "QUANTITY">
<!ENTITY % QUANTITY.BATCHTIME "QUANTITY">
<!ENTITY % QUANTITY.BLOCKED "QUANTITY">
<!ENTITY % QUANTITY.BREAKTIME "QUANTITY">
<!ENTITY % QUANTITY.CAPPERCENT "QUANTITY">
<!ENTITY % QUANTITY.CATCHWEGHT "QUANTITY">
<!ENTITY % QUANTITY.COMMISSION "QUANTITY">
<!ENTITY % QUANTITY.COMPLETED "QUANTITY">
<!ENTITY % QUANTITY.CUMULATIVE "QUANTITY">
<!ENTITY % QUANTITY.DELIVERED "QUANTITY">
<!ENTITY % QUANTITY.DUE "QUANTITY">
<!ENTITY % QUANTITY.DURATION "QUANTITY">
<!ENTITY % QUANTITY.DUOVER "QUANTITY">
<!ENTITY % QUANTITY.DURUNDER "QUANTITY">
<!ENTITY % QUANTITY.EMPLOYEES "QUANTITY">
<!ENTITY % QUANTITY.EMPREQD "QUANTITY">
<!ENTITY % QUANTITY.ESTDUR "QUANTITY">
<!ENTITY % QUANTITY.ESTHRS "QUANTITY">
<!ENTITY % QUANTITY.ESTWEIGHT "QUANTITY">
<!ENTITY % QUANTITY.FILESIZE "QUANTITY">
<!ENTITY % QUANTITY.FIXEDTIME "QUANTITY">
<!ENTITY % QUANTITY.INSPECTION "QUANTITY">
<!ENTITY % QUANTITY.HEIGHT "QUANTITY">
<!ENTITY % QUANTITY.ITEM "QUANTITY">
<!ENTITY % QUANTITY.LABOR "QUANTITY">

```

```
<!ENTITY % QUANTITY.LENGTH "QUANTITY">
<!ENTITY % QUANTITY.LDTMOFFSET "QUANTITY">
<!ENTITY % QUANTITY.LOADINGWT "QUANTITY">
<!ENTITY % QUANTITY.LOTSIZEMAX "QUANTITY">
<!ENTITY % QUANTITY.LOTSIZEMIN "QUANTITY">
<!ENTITY % QUANTITY.LOTSIZEMLT "QUANTITY">
<!ENTITY % QUANTITY.LOWERLIMIT "QUANTITY">
<!ENTITY % QUANTITY.MACHINEHRS "QUANTITY">
<!ENTITY % QUANTITY.MAXIMUM "QUANTITY">
<!ENTITY % QUANTITY.MAXPARLTM "QUANTITY">
<!ENTITY % QUANTITY.MINIMUM "QUANTITY">
<!ENTITY % QUANTITY.MOVETIME "QUANTITY">
<!ENTITY % QUANTITY.MSMENT "QUANTITY">
<!ENTITY % QUANTITY.MULTIPLIER "QUANTITY">
<!ENTITY % QUANTITY.NETWEIGHT "QUANTITY">
<!ENTITY % QUANTITY.OPEN "QUANTITY">
<!ENTITY % QUANTITY.ORDERED "QUANTITY">
<!ENTITY % QUANTITY.OVERSHIP "QUANTITY">
<!ENTITY % QUANTITY.PACKING "QUANTITY">
<!ENTITY % QUANTITY.PERCENT "QUANTITY">
<!ENTITY % QUANTITY.PERCENTREQ "QUANTITY">
<!ENTITY % QUANTITY.PERSHBNOPR "QUANTITY">
<!ENTITY % QUANTITY.PERSHWIOPR "QUANTITY">
<!ENTITY % QUANTITY.PLNDPRCT "QUANTITY">
<!ENTITY % QUANTITY.PRCBRK "QUANTITY">
<!ENTITY % QUANTITY.PRIOR "QUANTITY">
<!ENTITY % QUANTITY.QUEUE TIME "QUANTITY">
<!ENTITY % QUANTITY.RATE "QUANTITY">
<!ENTITY % QUANTITY.RECEIVED "QUANTITY">
<!ENTITY % QUANTITY.REJECTED "QUANTITY">
<!ENTITY % QUANTITY.REJFIXED "QUANTITY">
<!ENTITY % QUANTITY.REJPERCENT "QUANTITY">
<!ENTITY % QUANTITY.REMDUR "QUANTITY">
<!ENTITY % QUANTITY.REMHRS "QUANTITY">
<!ENTITY % QUANTITY.REQUIRED "QUANTITY">
<!ENTITY % QUANTITY.RETURNED "QUANTITY">
<!ENTITY % QUANTITY.RUNTIME "QUANTITY">
<!ENTITY % QUANTITY.SCRAP "QUANTITY">
<!ENTITY % QUANTITY.SETUPTIME "QUANTITY">
<!ENTITY % QUANTITY.SHELFLIFE "QUANTITY">
<!ENTITY % QUANTITY.SHIPPED "QUANTITY">
<!ENTITY % QUANTITY.SHIPUNIT "QUANTITY">
<!ENTITY % QUANTITY.START "QUANTITY">
<!ENTITY % QUANTITY.TEARDOWN "QUANTITY">
<!ENTITY % QUANTITY.TOOLREQD "QUANTITY">
```

```

<!ENTITY % QUANTITY.TOTWEIGHT "QUANTITY">
<!ENTITY % QUANTITY.TRANSFRLOT "QUANTITY">
<!ENTITY % QUANTITY.UNDERSHIP "QUANTITY">
<!ENTITY % QUANTITY.UNIT "QUANTITY">
<!ENTITY % QUANTITY.UPPERLIMIT "QUANTITY">
<!ENTITY % QUANTITY.VOLUME "QUANTITY">
<!ENTITY % QUANTITY.WAITTIME "QUANTITY">
<!ENTITY % QUANTITY.WEIGHT "QUANTITY">
<!ENTITY % QUANTITY.WIDTH "QUANTITY">
<!ENTITY % QUANTITY.WIPMOVE "QUANTITY">
<!-- SENDER -->
<!ELEMENT SENDER (LOGICALID, COMPONENT, TASK, REFERENCEID, CONFIRMATION,
LANGUAGE, CODEPAGE, AUTHID)>
<!-- TEMPRATURE -->
<!ENTITY % SEG_TEMPRATURE_QUALIFIERS "(ACTUAL | DELIVERY | LOADING | %SEG_
TEMPRATURE_QUALIFIERS_EXTENSION;)">
<!ENTITY % SEG_TEMPRATURE_TYPES "(CELSIUS | FAHRENHEIT | KELVIN | %SEG_
TEMPRATURE_TYPES_EXTENSION;)">
<!ELEMENT TEMPRATURE (VALUE, NUMOFDEC, SIGN)>
<!ATTLIST TEMPRATURE
qualifier %SEG_TEMPRATURE_QUALIFIERS; #REQUIRED
type %SEG_TEMPRATURE_TYPES; #REQUIRED
>
<!ENTITY % TEMPRATURE.ACTUAL "TEMPRATURE">
<!ENTITY % TEMPRATURE.DELIVERY "TEMPRATURE">
<!ENTITY % TEMPRATURE.LOADING "TEMPRATURE">
<!-- ===== -->
<!-- Elements - Standard Data Types
-->
<!-- The SYNCIND tag should only be used in the SYNC CUSTOMER and SYNC SUPPLIER
messages. It should NOT be used in other transactions. While it is not
explicitly required in the content model below, it IS required for the two
SYNC messages.
-->
<!-- The RETURNDATA attribute is to be used only in the GET and GETLIST
messages.
It should NOT be used in any other transactions.
-->
<!ELEMENT ADDRESS (ADDRLINE*, ADDRTYPE?, CITY?, COUNTRY?, COUNTY?, DESCRIPTN?,
FAX*, POSTALCODE?, REGION?, STATEPROVN?, TAXJRSDCN?, TELEPHONE*, URL?,
USERAREA?)>
<!ATTLIST ADDRESS
returndata CDATA #IMPLIED
>
<!-- As of Release 7.1 the required fields for ATTCHREF are changed to

```

```

(FILENAME | URI) from (FILENAME | (FILENAME?, URI)) in order to support the
intended use of the data type.
-->
<!-- ATTCHREF -->
<!ELEMENT ATTCHREF ((%DATETIME.CREATION;)?, (%QUANTITY.FILESIZE;)?, CMPRSNTYPE?,
CMPRSNUM?, DESCRIPTN?, FILETYPE?, NOTES*, TITLE?, (FILENAME | URI), USERAREA?)>
<!ATTLIST ATTCHREF
returnndata CDATA #IMPLIED
>
<!-- The OPERAMT and CHARGEID fields of the CHARGE element are required in all
BODs except the GET * type messages. They are coded as optional in this
DTD
to support the GET * messages only. The ordering convention for required
fields is maintained.
-->
<!ELEMENT CHARGE ((%OPERAMT.EXTENDED.T;)?, CHARGEID?, CHARGETYPE?, CHGLINENUM?,
DESCRIPTN?, USERAREA?, DISTRIBUTN*)>
<!ATTLIST CHARGE
returnndata CDATA #IMPLIED
>
<!ELEMENT CONTACT (NAME, CONTCTTYPE?, DESCRIPTN?, EMAIL?, FAX*, NAME*,
TELEPHONE*, USERAREA?)>
<!ATTLIST CONTACT
returnndata CDATA #IMPLIED
>
<!ELEMENT DISTRIBUTN ((%OPERAMT.EXTENDED.T;)?, BUSNAREA?, COSTCENTER?,
DEPARTMENT?, DIVISION?, ELEMENT*, FUND?, GEOGRAPHY?, GLENTITYS?, GLNOMACCT?,
PROFITCTR?, PROJECT?, UNIT?, WAREHOUSE?, USERAREA?)>
<!ATTLIST DISTRIBUTN
returnndata CDATA #IMPLIED
>
<!--DOCUMENT-->
<!ELEMENT DOCUMENT (DOCUMENTID?, DOCUMENTRV?, DOCTYPE?, USERAREA?)>
<!ATTLIST DOCUMENT
returnndata CDATA #IMPLIED
>
<!-- DOCUMNTREF -->
<!ELEMENT DOCUMNTREF (DOCTYPE, DOCUMENTID, PARTNRID, PARTNRTYPE, DESCRIPTN?,
DOCUMENTRV?, LINENUM?, NOTES*, SCHLINENUM?, SUBLINENUM?, USERAREA?)>
<!--LOTSERIAL-->
<!ELEMENT LOTSERIAL ((%QUANTITY.ITEM;)?, LOTLEVEL*, PARENTLOT*, PARENTSNUM?,
SERIALNUM*, USERAREA?)>
<!ATTLIST LOTSERIAL
returnndata CDATA #IMPLIED
>

```



```

<!-- The NAME, ONETIME, PARTNRID, and PARTNRTYPE fields of the PARTNER element
are
required in all BODs except GET * type messages. They are coded as optional
in this DTD to support the GET * messages only. The ordering convention for
required fields is maintained.
-->
<!ELEMENT PARTNER (NAME?, ONETIME?, PARTNRID?, PARTNRTYPE?, SYNCIND?, ACTIVE?,
CURRENCY?, DESCRIPTN?, DUNSNUMBER?, GLENTITYS?, NAME*, PARENTID?, PARTNRIDX?,
PARTNRRATG?, PARTNRROLE?, PAYMETHOD?, TAXEXEMPT?, TAXID?, TERMID?, USERAREA?,
ADDRESS*, ATTCHREF*, CONTACT*)>
<!ATTLIST PARTNER
returndata CDATA #IMPLIED
>
<!-- ===== -->

```

oagis_resources.dtd

```

<!-- License information for this file is provided in LICENSE.TXT -->
<!-- For support, more information, or to report implementation bugs,
please contact the Open Applications Group at xml@openapplications.org -->
<!--
$Header: oagis_resources.dtd 115.0 2002/02/27 22:59:03 fuagusti noship $
$Revision: 115.0 $
$Date: 2002/02/27 22:59:03 $
Open Applications Group DTD
Copyright 1998-2001, All Rights Reserved

$Name: $

Kurt6.1.006/23/1999Initial Release
rjj7.0.010/15/2000Added reference to oagis_extensions.

Notes:

-->
<!ENTITY % SEGMENTS SYSTEM "oagis_segments.dtd">
%SEGMENTS;
<!ENTITY % EXTENSIONS SYSTEM "oagis_extensions.dtd">
%EXTENSIONS;

```

oagis_fields.dtd

```

<!-- License information for this file is provided in LICENSE.TXT -->

```

```
<!-- For support, more information, or to report implementation bugs,
      please contact the Open Applications Group at xml@openapplications.org -->
<!--
```

```
  $Header: oagis_fields.dtd 115.0 2002/02/27 22:58:45 fuagusti noship $
  $Revision: 115.0 $
  $Date: 2002/02/27 22:58:45 $
  Open Applications Group DTD
  Copyright 1998-2001, All Rights Reserved
```

```
  $Name: $
```

Kurt6.2.007/05/1999New fields for Engineering Change requirements:

APPROVAL,APPROVERID, COMMENTS,COMPREFDES, DISPOSITON,
ECOAPPSTAT,ECONAME,ECOPRIORITY,ECOREVISON,ECOTYPE
INCPLANFLG, INMRPPLAN, NEWITMREV,NEWREVFLAG,OLDITMREV
REVITMSTAT,UPDTWIPFG,USUPINVFG,USEUPITEM

Kurt6.2.107/18/1999Add OPERATNAME, COUNTRYDST, COUNTRYORG, PRIORITY,
PRODOSTATS, ROUTINGVAR, SUFFIX

Kurt6.2.212/11/1999Bug Fix: Rename TRAKNGFLG to TRACKFLG
Add POLNSTATUS, SOLNSTATUS, SOSTATUS

SAFETYID, SAFETYTYPE, SAFTYCLASS, RELITEMID, RELMACHID,
RELLOCID, MSDSID, QUALIF, LABORID, OPSTATUS, FAILUREID,
FAILTYPE, FAILCLASS, MACHSTATE, MAINTCALID, MAINTLOCID,
MOPARENTID, MOPRIORITY, MAINTORDID, JPID, SUPERVISOR,
SPLITABLE, PMID, MOTYPE, MOSTATUS

rjj7.0.010/15/2000Updated Header Information.

Bug fix: Added DSPSTNINV to replace deprecated DISPOSITON (and avoid confusion
with DISPOSTN).

Added new fields for Catalog(CATALOG):

CATALOGNAME, CATALOGRV, PUBLISHER

Added new fields for Catalog(ITEMCLASS):

CLSSSCHMID, CLSSELMT1 - CLSSELMT99, CLSELMLVL,CLSSLMNTID,
ITMCLASSID, PRNTCLSELM

Added new fields for Catalog(ITEMXREF):

FRMITMCLSS, FRMITMNM, FRMITMNMV, FRMSITELVL1 - FRMSITELVL9,
FROMPARTY, ITMIDFLG, TOITMNM, TOITMCLSS, TOITMNMV,
TOPARTY, TOSITELVL1 - TOSITELVL9, PREFERENCE, XREFTYPEID

Added new fields for Catalog(PRICELIST):

PRICELSTID, OVERIDPRIC, PRICELSTRV

Added new fields for Catalog(ITEMSPECS):

DEFLTVALUE, FEATUREID, FTDATATYPE, FEATVAL, ITMFTVAL

Added new fields for UOM:

CTCHWFLAG, DISPOSITN, UPCPKGIND, EXPIREFLAG, FRGHTITEM,
UOMGROUPID, UPCSCC14

Added new fields for RFQ & Quote:

CMPRSNTYPE, CMPRSNTID, FILENAME, FILETYPE, MSGTEXT, MSGID, MSGTYPE,
 QSLINENUM, QSLINESTAT, QSLINETYPE, QTEID, QTEIDX, QTELINENUM,
 TELNSTAT, QTEREVISON, QTESTATUS, QTETYPE, QUALFNID, QUALFNTYPE,
 QUALFNVAL, RFQID, RFQIDX, RFQLINENUM, RFQLNSTAT, RFQNAME,
 RFQREVISION, RFQSTATUS, RFQTYPE, RSLINENUM, RSLINETYPE,
 RSBLINENUM, TITLE, URI, FRGHTTERMS, TRANSTERMS
 Bug Fix: Added index attribute to SALESORG
 Bug Fix: Deprecate TRACKFLG, reinstitute TRAKNGFLAG as per spec
 Bug Fix: Deprecate MACHID, replace with MACHINEID as per spec
 Bug Fix: Added MACHSUDEP as per spec
 Added new fields for ShowShipment
 CARRSRVLVL, CHARGETYPE, CONTRNSEAL, PARCNTNRID, ROUTEID, SCHLINENUM,
 SHIPPERID, SHIPSRVLVL, SHPUNITSEQ, SHPUNITSTS, SHPUNITTOT, SPECIALHND,
 STAGEPOINT, SUBLINENUM, TRANSMETHD
 (note: ROUTEID and SPECIALHND were already in spec but missing from this DTD)
 Bug fix: Removed SYNCID (was a typo from long ago, use SYNCIND instead)
 Added new fields for FORECAST
 ACTIONCODE, AUTHCODE, BKTYPE, DATETYPE, ENDITEMID, EXCPLINNUM, EXCPTNCODE,
 FLEXBKTID, KANBAN, LINEFEED, LINETYPE, PSDLINENUM, RSPLINNUM, RSPSCHEDID,
 RSPRENUM, RSPSDLNUM, SCHEDULEID, SCHEDTYPE, PSSTATUS, SHIPPERNUM, PRODSEQBEG,
 PRODSEQEND, PRODSEQNUM
 rjj7.0.211/24/2000 Added index attribute to NOTES to allow for multiple
 instances.
 mlr7.104/16/2001 Remove MACHTYPE from specification was added inadvertently.
 mlr7.104/16/2001 Added for Invoice Submission: ALLOWTYPE

Notes:

```

-->
<!-- ===== -->
<!-- Entities - Fields - Appendix C
-->
<!ENTITY % DOMAINS SYSTEM "oagis_domains.dtd">
%DOMAINS;
<!ELEMENT ABSENCETYP %STRDOM;>
<!ELEMENT ACCTPERIOD %STRDOM;>
<!ELEMENT ACCTTYPE %STRDOM;>
<!ELEMENT ACCTYEAR %STRDOM;>
<!ELEMENT ACKCODE %STRDOM;>
<!ELEMENT ACKREQUEST %STRDOM;>
<!ELEMENT ACTIONCODE %STRDOM;>
<!ELEMENT ACTIVE %STRDOM;>
<!ELEMENT ACTTYPE %STRDOM;>
<!ELEMENT ADDRLINE %STRDOM;>
<!ATTLIST ADDRLINE

```

```
index CDATA #REQUIRED
>
<!ELEMENT ADDRTYPE %STRDOM;>
<!ELEMENT ALLOWTYPE %STRDOM;>
<!ELEMENT APPROVE %STRDOM;>
<!ELEMENT APPROVED %STRDOM;>
<!ELEMENT APPROVERID %STRDOM;>
<!ELEMENT AUTHCODE %STRDOM;>
<!ELEMENT AUTHID %STRDOM;>
<!ELEMENT BACKORDIND %STRDOM;>
<!ELEMENT BILLOLADNG %STRDOM;>
<!ELEMENT BKTYPE %STRDOM;>
<!ELEMENT BOMALTID %STRDOM;>
<!ELEMENT BOMID %STRDOM;>
<!ELEMENT BOMNAME %STRDOM;>
<!ELEMENT BOMREVISION %STRDOM;>
<!ELEMENT BOMSTATUS %STRDOM;>
<!ELEMENT BOMTYPE %STRDOM;>
<!ELEMENT BOMUSAGE %STRDOM;>
<!ELEMENT BUDGSTAT %STRDOM;>
<!ELEMENT BUDGTXN %STRDOM;>
<!ELEMENT BUDGVER %STRDOM;>
<!ELEMENT BUSNAREA %STRDOM;>
<!ELEMENT BUYERID %STRDOM;>
<!ELEMENT CARRIER %STRDOM;>
<!ELEMENT CARRSRVLVL %STRDOM;>
<!ELEMENT CATALGNAME %STRDOM;>
<!ELEMENT CATALOGRV %STRDOM;>
<!ELEMENT CHARGEID %STRDOM;>
<!ELEMENT CHARGETYPE %STRDOM;>
<!ELEMENT CHGLINENUM %STRDOM;>
<!ELEMENT CITY %STRDOM;>
<!ELEMENT CLSSSCHMID %STRDOM;>
<!ELEMENT CLSSELMT %STRDOM;>
<!ATTLIST CLSSELMT
index CDATA #REQUIRED
>
<!ELEMENT CLSELMLVL %STRDOM;>
<!ELEMENT CLSSLMTID %STRDOM;>
<!ELEMENT CMPRSNTYPE %STRDOM;>
<!ELEMENT CMPRSNID %STRDOM;>
<!ELEMENT CNTCTTYPE %STRDOM;>
<!ELEMENT CODEPAGE %STRDOM;>
<!ELEMENT COMMENTS %STRDOM;>
<!ELEMENT COMMODITY %STRDOM;>
```

```
<!ATTLIST COMMODITY
index CDATA #REQUIRED
>
<!ELEMENT COMPLEVEL %STRDOM;>
<!ELEMENT COMPONENT %STRDOM;>
<!ELEMENT COMPREFDES %STRDOM;>
<!ELEMENT CONDSTATUS %STRDOM;>
<!ELEMENT CONFIRMATION %STRDOM;>
<!ELEMENT CONSUMPTN %STRDOM;>
<!ELEMENT CONTAINRID %STRDOM;>
<!ELEMENT CONTCTTYPE %STRDOM;>
<!ELEMENT CONTNRSEAL %STRDOM;>
<!ELEMENT CONTNRTYPE %STRDOM;>
<!ELEMENT CONTRACTB %STRDOM;>
<!ELEMENT CONTRACTID %STRDOM;>
<!ELEMENT CONTRACTS %STRDOM;>
<!ELEMENT COSTTYPE %STRDOM;>
<!ELEMENT COUNTRY %STRDOM;>
<!ELEMENT COUNTRYDST %STRDOM;>
<!ELEMENT COUNTRYORG %STRDOM;>
<!ELEMENT COUNTY %STRDOM;>
<!ELEMENT COSTCENTER %STRDOM;>
<!ELEMENT CRAFTID %STRDOM;>
<!ELEMENT CTCHWCONV %STRDOM;>
<!ELEMENT CTCHWFLAG %STRDOM;>
<!ELEMENT CURRENCY %STRDOM;>
<!ELEMENT CURRFROM %STRDOM;>
<!ELEMENT CURRTO %STRDOM;>
<!ELEMENT DATETYPE %STRDOM;>
<!ELEMENT DAY %STRDOM;>
<!ELEMENT DAYOFMONTH %STRDOM;>
<!ELEMENT DAYSNUM %STRDOM;>
<!ELEMENT DEFAULT %STRDOM;>
<!ELEMENT DELIVERTO %STRDOM;>
<!ELEMENT DEFLTVALUE %STRDOM;>
<!ELEMENT DENSITYFAC %STRDOM;>
<!ELEMENT DEPARTMENT %STRDOM;>
<!ELEMENT DESCRIPTN %STRDOM;>
<!ELEMENT DISPOSITN %STRDOM;>
<!ELEMENT DISPOSITON %STRDOM;>
<!-- this field has been deprecated in favour of DSPSTNINV as of release 7.0 -->
<!ELEMENT DISTCENTER %STRDOM;>
<!ELEMENT DIVISION %STRDOM;>
<!ELEMENT DOCKID %STRDOM;>
<!ELEMENT DOCTYPE %STRDOM;>
```

```
<!ELEMENT DOCUMENTID %STRDOM;>
<!ELEMENT DOCUMENTRV %STRDOM;>
<!ELEMENT DRAWING %STRDOM;>
<!ELEMENT DRCR %STRDOM;>
<!ELEMENT DROPSHIP %STRDOM;>
<!ELEMENT DSPSTNINV %STRDOM;>
<!ELEMENT DUNSNUMBER %STRDOM;>
<!ELEMENT ECOAPPSTAT %STRDOM;>
<!ELEMENT ECONAME %STRDOM;>
<!ELEMENT ECOPRIORITY %STRDOM;>
<!ELEMENT ECOREVISON %STRDOM;>
<!ELEMENT ECOTYPE %STRDOM;>
<!ELEMENT ELEMENT %STRDOM;>
<!ATTLIST ELEMENT
index CDATA #REQUIRED
>
<!ELEMENT EMAIL %STRDOM;>
<!ELEMENT EMPCATEGORY %STRDOM;>
<!ELEMENT EMPDEPT %STRDOM;>
<!ELEMENT EMPLOYEEID %STRDOM;>
<!ELEMENT EMPNAME %STRDOM;>
<!ELEMENT EMPQUALIF %STRDOM;>
<!ELEMENT EMPSTATUS %STRDOM;>
<!ELEMENT ENDITEMID %STRDOM;>
<!ELEMENT EXCLUSIVE %STRDOM;>
<!ELEMENT EXCPLINNUM %STRDOM;>
<!ELEMENT EXCPTNCODE %STRDOM;>
<!ELEMENT EXPORTLIC %STRDOM;>
<!ELEMENT EXPIREFLAG %STRDOM;>
<!ELEMENT FACTOR %STRDOM;>
<!ELEMENT FAILCLASS %STRDOM;>
<!ELEMENT FAILCODE %STRDOM;>
<!ELEMENT FAILTYPE %STRDOM;>
<!ELEMENT FAILUREID %STRDOM;>
<!ELEMENT FAX %STRDOM;>
<!ATTLIST FAX
index CDATA #REQUIRED
>
<!ELEMENT FEATUREID %STRDOM;>
<!ELEMENT FEATVAL %STRDOM;>
<!ELEMENT FIELDID %STRDOM;>
<!ELEMENT FIELDVALUE %STRDOM;>
<!ELEMENT FILENAME %STRDOM;>
<!ELEMENT FILETYPE %STRDOM;>
<!ELEMENT FIXEDASSET %STRDOM;>
```

```
<!ELEMENT FIXDQTYIND %STRDOM;>
<!ELEMENT FLEXBKTID %STRDOM;>
<!ELEMENT FREIGHTCLS %STRDOM;>
<!ELEMENT FRGHTCLS %STRDOM;>
<!ELEMENT FRGHTITEM %STRDOM;>
<!ELEMENT FRGHTTERMS %STRDOM;>
<!ELEMENT FRMITMCLSS %STRDOM;>
<!ELEMENT FRMITMNM %STRDOM;>
<!ELEMENT FRMITMNRV %STRDOM;>
<!ELEMENT FRMSITELVL %STRDOM;>
<!ATTLIST FRMSITELVL
index CDATA #REQUIRED
>
<!ELEMENT FROMPARTY %STRDOM;>
<!ELEMENT FTDATATYPE %STRDOM;>
<!ELEMENT FUND %STRDOM;>
<!ELEMENT GEOGRAPHY %STRDOM;>
<!ELEMENT GLENTITYD %STRDOM;>
<!ELEMENT GLENTITYS %STRDOM;>
<!ELEMENT GLNOMACCT %STRDOM;>
<!ELEMENT HAZRDMATL %STRDOM;>
<!ELEMENT HDRSTATUS %STRDOM;>
<!ELEMENT HOUR %STRDOM;>
<!ELEMENT HRORG %STRDOM;>
<!ATTLIST HRORG
index CDATA #REQUIRED
>
<!ELEMENT IMPORTLIC %STRDOM;>
<!ELEMENT INCPLANFLG %STRDOM;>
<!ELEMENT INDLINENUM %STRDOM;>
<!ELEMENT INMRPPLAN %STRDOM;>
<!ELEMENT INSLINENUM %STRDOM;>
<!ELEMENT INSPDOCREV %STRDOM;>
<!ELEMENT INSPECTDOC %STRDOM;>
<!ELEMENT INSPECTRID %STRDOM;>
<!ELEMENT INQUEUEID %STRDOM;>
<!ELEMENT INVENDISP %STRDOM;>
<!ELEMENT INVLINENUM %STRDOM;>
<!ELEMENT ITEM %STRDOM;>
<!ELEMENT ITEMCATID %STRDOM;>
<!ELEMENT ITEMCLASS %STRDOM;>
<!ELEMENT ITEMCLASSID %STRDOM;>
<!ELEMENT ITEMDEFN %STRDOM;>
<!ELEMENT ITEMDESC %STRDOM;>
<!ELEMENT ITEMRV %STRDOM;>
```

```
<!ELEMENT ITEMRVX %STRDOM;>
<!ELEMENT ITEMSTATUS %STRDOM;>
<!ELEMENT ITEMSTYPE %STRDOM;>
<!ELEMENT ITEMVAR %STRDOM;>
<!ELEMENT ITEMX %STRDOM;>
<!ELEMENT ITMIDFLG %STRDOM;>
<!ELEMENT ITMFTVAL %STRDOM;>
<!ELEMENT JEID %STRDOM;>
<!ELEMENT JOBCODE %STRDOM;>
<!ELEMENT JPID %STRDOM;>
<!ELEMENT KANBAN %STRDOM;>
<!ELEMENT LABORID %STRDOM;>
<!ELEMENT LANGUAGE %STRDOM;>
<!ELEMENT LEDGER %STRDOM;>
<!-- <!ELEMENT LINE %STRDOM;> Check for usage in XML -->
<!ELEMENT LINEFEED %STRDOM;>
<!ELEMENT LINENUM %STRDOM;>
<!ELEMENT LINETYPE %STRDOM;>
<!ELEMENT LOADPOINT %STRDOM;>
<!ELEMENT LOCK %STRDOM;>
<!ELEMENT LOGICALID %STRDOM;>
<!ELEMENT LOTLEVEL %STRDOM;>
<!ATTLIST LOTLEVEL
index CDATA #REQUIRED
>
<!ELEMENT LOTSNFLAG %STRDOM;>
<!ELEMENT MACHCLASS %STRDOM;>
<!ELEMENT MACHID %STRDOM;>
<!-- this field has been deprecated in favour of MACHINEID as of release 7.0 -->
<!ELEMENT MACHINEID %STRDOM;>
<!ELEMENT MACHSTATE %STRDOM;>
<!ELEMENT MACHSUDEP %STRDOM;>
<!-- <!ELEMENT MACHTYPE %STRDOM;> Removed per spec. -->
<!ELEMENT MAINTCALID %STRDOM;>
<!ELEMENT MAINTLOCID %STRDOM;>
<!ELEMENT MAINTORDID %STRDOM;>
<!ELEMENT MANDATORY %STRDOM;>
<!ELEMENT MATCHTYPE %STRDOM;>
<!ELEMENT MCHDOCID %STRDOM;>
<!ELEMENT MCHDOCTYPE %STRDOM;>
<!ELEMENT MCHLINENUM %STRDOM;>
<!ELEMENT MSGTEXT %STRDOM;>
<!ELEMENT MSGID %STRDOM;>
<!ELEMENT MSGTYPE %STRDOM;>
<!ELEMENT MINUTE %STRDOM;>
```



```
<!ELEMENT MONTH %STRDOM;>
<!ELEMENT MOPARENTID %STRDOM;>
<!ELEMENT MOPRIORITY %STRDOM;>
<!ELEMENT MOSTATUS %STRDOM;>
<!ELEMENT MOTYPE %STRDOM;>
<!ELEMENT MSDSID %STRDOM;>
<!ELEMENT NAME %STRDOM;>
<ATTLIST NAME
index CDATA #REQUIRED
>
<!ELEMENT NEWITMREV %STRDOM;>
<!ELEMENT NEWREVFLAG %STRDOM;>
<!ELEMENT NOTES %STRDOM;>
<ATTLIST NOTES
index CDATA #REQUIRED
>
<!ELEMENT NOUN %STRDOM;>
<!ELEMENT NUMOFDEC %STRDOM;>
<!ELEMENT OILINENUM %STRDOM;>
<!ELEMENT OLDDITMREV %STRDOM;>
<!ELEMENT ONETIME %STRDOM;>
<!ELEMENT OPENITEM %STRDOM;>
<!ELEMENT OPERATNAME %STRDOM;>
<!ELEMENT OPERATNID %STRDOM;>
<!ELEMENT OPERATNSEQ %STRDOM;>
<!ELEMENT OPERATTYPE %STRDOM;>
<!ELEMENT OPRAMTAUTH %STRDOM;>
<!ELEMENT OPRGRPNAME %STRDOM;>
<!ELEMENT OPRGRPTYPE %STRDOM;>
<!ELEMENT OPSTATUS %STRDOM;>
<!ELEMENT OPTCLSNAME %STRDOM;>
<!ELEMENT OPTCLSSID %STRDOM;>
<!ELEMENT OPTIONID %STRDOM;>
<!ELEMENT OPTIONNAME %STRDOM;>
<!ELEMENT ORIGREF %STRDOM;>
<!ELEMENT OTELEGIBLE %STRDOM;>
<!ELEMENT OUTQUEUEID %STRDOM;>
<!ELEMENT OVERIDPRIC %STRDOM;>
<!ELEMENT OVERTIME %STRDOM;>
<!ELEMENT OWNRSHPCDE %STRDOM;>
<!ELEMENT PACKING %STRDOM;>
<!ELEMENT PACKNGDESC %STRDOM;>
<!ELEMENT PARCNTNRID %STRDOM;>
<!ELEMENT PARENTID %STRDOM;>
<!ELEMENT PARENTLOT %STRDOM;>
```

```
<!ATTLIST PARENTLOT
index CDATA #REQUIRED
>
<!ELEMENT PARENTSNUM %STRDOM;>
<!ELEMENT PARTIALSHP %STRDOM;>
<!ELEMENT PARTNRID %STRDOM;>
<!ELEMENT PARTNRIDX %STRDOM;>
<!ELEMENT PARTNRRATG %STRDOM;>
<!ELEMENT PARTNRROLE %STRDOM;>
<!ELEMENT PARTNRATYPE %STRDOM;>
<!ELEMENT PAYMETHOD %STRDOM;>
<!ELEMENT PERSONCODE %STRDOM;>
<!ELEMENT PICLINENUM %STRDOM;>
<!ELEMENT PLANNERID %STRDOM;>
<!ELEMENT PMID %STRDOM;>
<!ELEMENT POENTITY %STRDOM;>
<!ELEMENT POID %STRDOM;>
<!ELEMENT POLINENUM %STRDOM;>
<!ELEMENT POLNSTATUS %STRDOM;>
<!ELEMENT PORELEASE %STRDOM;>
<!ELEMENT POSITION %STRDOM;>
<!ELEMENT POSTALCODE %STRDOM;>
<!ELEMENT POSTATUS %STRDOM;>
<!ELEMENT POTYPE %STRDOM;>
<!ELEMENT PRCESSCODE %STRDOM;>
<!ELEMENT PREFERENCE %STRDOM;>
<!ELEMENT PRICELSTID %STRDOM;>
<!ELEMENT PRICELSTRV %STRDOM;>
<!ELEMENT PRINT %STRDOM;>
<!ELEMENT PRINTCNTL %STRDOM;>
<!ELEMENT PRIORITY %STRDOM;>
<!ELEMENT PRDLINENUM %STRDOM;>
<!ELEMENT PRNTCLSELM %STRDOM;>
<!ELEMENT PRODCLINE %STRDOM;>
<!ELEMENT PRODORDER %STRDOM;>
<!ELEMENT PRODORDID %STRDOM;>
<!ELEMENT PRODOSTATS %STRDOM;>
<!ELEMENT PRODOTYPE %STRDOM;>
<!ELEMENT PRODSEQBEG %STRDOM;>
<!ELEMENT PRODSEQEND %STRDOM;>
<!ELEMENT PRODSEQNUM %STRDOM;>
<!ELEMENT PROFITCTR %STRDOM;>
<!ELEMENT PROJACTSTS %STRDOM;>
<!ELEMENT PROJACTVTY %STRDOM;>
<!ELEMENT PROJECT %STRDOM;>
```

```
<!ELEMENT PROJRESEL %STRDOM;>
<!ATTLIST PROJRESEL
index CDATA #REQUIRED
>
<!ELEMENT PROJSTATUS %STRDOM;>
<!ELEMENT PROJTXTYPE %STRDOM;>
<!ELEMENT PROPERTY %STRDOM;>
<!ATTLIST PROPERTY
index CDATA #REQUIRED
>
<!ELEMENT PROXMONTH %STRDOM;>
<!ELEMENT PSBLINENUM %STRDOM;>
<!ELEMENT PSCLINENUM %STRDOM;>
<!ELEMENT PSDLINENUM %STRDOM;>
<!ELEMENT PUBLISHER %STRDOM;>
<!ELEMENT QUALIF %STRDOM;>
<!ELEMENT QSLINENUM %STRDOM;>
<!ELEMENT QSLINESTAT %STRDOM;>
<!ELEMENT QSLINETYPE %STRDOM;>
<!ELEMENT QTEID %STRDOM;>
<!ELEMENT QTEIDX %STRDOM;>
<!ELEMENT QTELINENUM %STRDOM;>
<!ELEMENT QTELNSTAT %STRDOM;>
<!ELEMENT QTEREVISON %STRDOM;>
<!ELEMENT QTESTATUS %STRDOM;>
<!ELEMENT QTETYPE %STRDOM;>
<!ELEMENT QUALFNID %STRDOM;>
<!ELEMENT QUALFNTYPE %STRDOM;>
<!ELEMENT QUALFNVAL %STRDOM;>
<!ELEMENT RATETYPE %STRDOM;>
<!ELEMENT REASONCODE %STRDOM;>
<!ELEMENT RECEPDISP %STRDOM;>
<!ELEMENT RECEIPTID %STRDOM;>
<!ELEMENT RECLINENUM %STRDOM;>
<!ELEMENT REF %STRDOM;>
<!ATTLIST REF
index CDATA #REQUIRED
>
<!ELEMENT REFERENCEID %STRDOM;>
<!ELEMENT REGION %STRDOM;>
<!ELEMENT RELITEMID %STRDOM;>
<!ELEMENT RELLOCID %STRDOM;>
<!ELEMENT RELMACHID %STRDOM;>
<!ELEMENT REMITTANCE %STRDOM;>
<!ELEMENT REPRTGFLAG %STRDOM;>
```

```
<!ELEMENT REQLINENUM %STRDOM;>
<!ELEMENT REQLNSTAT %STRDOM;>
<!ELEMENT REQUESTER %STRDOM;>
<!ELEMENT REQUISTNID %STRDOM;>
<!ELEMENT RESORCEUSE %STRDOM;>
<!ELEMENT RESORCGRP %STRDOM;>
<!ELEMENT RESORCKIN %STRDOM;>
<!ELEMENT RESORCLVL %STRDOM;>
<!ELEMENT RESORCTYP %STRDOM;>
<!ELEMENT RESORCUSE %STRDOM;>
<!ELEMENT RESTRICTN %STRDOM;>
<!ELEMENT RESOURCEID %STRDOM;>
<!ELEMENT REVISION %STRDOM;>
<!ELEMENT REVITMSTAT %STRDOM;>
<!ELEMENT RFQID %STRDOM;>
<!ELEMENT RFQIDX %STRDOM;>
<!ELEMENT RFQLINENUM %STRDOM;>
<!ELEMENT RFQLNSTAT %STRDOM;>
<!ELEMENT RFQNAME %STRDOM;>
<!ELEMENT RFQREVISION %STRDOM;>
<!ELEMENT RFQSTATUS %STRDOM;>
<!ELEMENT RFQTYPE %STRDOM;>
<!ELEMENT ROUTEID %STRDOM;>
<!ELEMENT ROUTETYPE %STRDOM;>
<!ELEMENT ROUTEVAR %STRDOM;>
<!ELEMENT ROUTINGID %STRDOM;>
<!ELEMENT ROUTINGREV %STRDOM;>
<!ELEMENT ROUTINGVAR %STRDOM;>
<!ELEMENT RQSLINENUM %STRDOM;>
<!ELEMENT RSBLINENUM %STRDOM;>
<!ELEMENT RSLINETYPE %STRDOM;>
<!ELEMENT RSLINENUM %STRDOM;>
<!ELEMENT RSPLINNUM %STRDOM;>
<!ELEMENT RSPREVNUM %STRDOM;>
<!ELEMENT RSPSCHEDID %STRDOM;>
<!ELEMENT RSPSDLNUM %STRDOM;>
<!ELEMENT SAFTYCLASS %STRDOM;>
<!ELEMENT SAFETYID %STRDOM;>
<!ELEMENT SAFETYTYPE %STRDOM;>
<!ELEMENT SALESORDID %STRDOM;>
<!ELEMENT SALESORG %STRDOM;>
<ATTLIST SALESORG
index CDATA #REQUIRED
>
<!ELEMENT SALESPERSN %STRDOM;>
```

```
<!ELEMENT SAVESETUP %STRDOM;>
<!ELEMENT SCHEDULETYP %STRDOM;>
<!ELEMENT SCHEDULEID %STRDOM;>
<!ELEMENT SCHLINENUM %STRDOM;>
<!ELEMENT SCRAP %STRDOM;>
<!ELEMENT SECOND %STRDOM;>
<!ELEMENT SERIALNUM %STRDOM;>
<!ELEMENT SHIPMATLID %STRDOM;>
<!ELEMENT SHIPSRVLVL %STRDOM;>
<!ELEMENT SHPMTLDESC %STRDOM;>
<!ELEMENT SHIFT %STRDOM;>
<!ELEMENT SHIPNOTES %STRDOM;>
<!ELEMENT SHIPPERID %STRDOM;>
<!ELEMENT SHIPPERNUM %STRDOM;>
<!ELEMENT SHIPPOINT %STRDOM;>
<!ELEMENT SHIPPRIOR %STRDOM;>
<!ELEMENT SHPUNITSEQ %STRDOM;>
<!ELEMENT SHPUNITSTS %STRDOM;>
<!ELEMENT SHPUNITTOT %STRDOM;>
<!ELEMENT SIGN %STRDOM;>
<!ELEMENT SITELEVEL %STRDOM;>
<!ATTLIST SITELEVEL
index CDATA #REQUIRED
>
<!ELEMENT SOLINENUM %STRDOM;>
<!ELEMENT SOLNSTATUS %STRDOM;>
<!ELEMENT SOSLINENUM %STRDOM;>
<!ELEMENT SOSTATUS %STRDOM;>
<!ELEMENT SPECIALHND %STRDOM;>
<!ELEMENT SPLITABLE %STRDOM;>
<!ELEMENT STAGEPOINT %STRDOM;>
<!ELEMENT STATEPROVN %STRDOM;>
<!ELEMENT PSSTATUS %STRDOM;>
<!ELEMENT STATUSLVL %STRDOM;>
<!ELEMENT STEPID %STRDOM;>
<!ELEMENT STEPNUM %STRDOM;>
<!ELEMENT STEPTYPE %STRDOM;>
<!ELEMENT SUBLINENUM %STRDOM;>
<!ELEMENT SUBSECOND %STRDOM;>
<!ELEMENT SUBSFLAG %STRDOM;>
<!ELEMENT SUFFIX %STRDOM;>
<!ELEMENT SUPERVISOR %STRDOM;>
<!ELEMENT SYNCIND %STRDOM;>
<!ELEMENT TASK %STRDOM;>
<!ELEMENT TAXCODE %STRDOM;>
```

```
<!ELEMENT TAXEXEMPT %STRDOM;>
<!ELEMENT TAXID %STRDOM;>
<!ELEMENT TAXJRSDCN %STRDOM;>
<!ELEMENT TAXLINE %STRDOM;>
<!ELEMENT TAXWHEXEMPT %STRDOM;>
<!ELEMENT TELEPHONE %STRDOM;>
<!ATTLIST TELEPHONE
index CDATA #REQUIRED
>
<!ELEMENT TERMFLAG %STRDOM;>
<!ELEMENT TERMD %STRDOM;>
<!ELEMENT TIMEZONE %STRDOM;>
<!ELEMENT TITLE %STRDOM;>
<!ELEMENT TOITMNM %STRDOM;>
<!ELEMENT TOITMCLSS %STRDOM;>
<!ELEMENT TOITMNMV %STRDOM;>
<!ELEMENT TOPARTY %STRDOM;>
<!ELEMENT TOSITELVL %STRDOM;>
<!ATTLIST TOSITELVL
index CDATA #REQUIRED
>
<!ELEMENT TOOLCLASS %STRDOM;>
<!ELEMENT TOOLID %STRDOM;>
<!ELEMENT TRACKINGID %STRDOM;>
<!ELEMENT TRACKFLG %STRDOM;>
<!-- this field has been deprecated in favour of TRAKNGFLAG as of release 7.0
-->
<!ELEMENT TRAKNGFLAG %STRDOM;>
<!ELEMENT TRANSMETHD %STRDOM;>
<!ELEMENT TRANSTERMS %STRDOM;>
<!ELEMENT TRNSFRTYPE %STRDOM;>
<!ELEMENT TXANALYSIS %STRDOM;>
<!ELEMENT UPDTWIPFG %STRDOM;>
<!ELEMENT USEUPITEM %STRDOM;>
<!ELEMENT UNIT %STRDOM;>
<!ELEMENT UNITTYPE %STRDOM;>
<!ELEMENT UOM %STRDOM;>
<!ELEMENT UOMGROUPID %STRDOM;>
<!ELEMENT UOMNUMDEC %STRDOM;>
<!ELEMENT UOMVALUE %STRDOM;>
<!ELEMENT UPC %STRDOM;>
<!ELEMENT UPCPKGIND %STRDOM;>
<!ELEMENT UPCSCC14 %STRDOM;>
<!ELEMENT URI %STRDOM;>
<!ELEMENT URL %STRDOM;>
```

```

<!ELEMENT USERID %STRDOM;>
<!ELEMENT USERAREA ANY>
<!ELEMENT USUPINVFG %STRDOM;>
<!ELEMENT VALUE %STRDOM;>
<!ELEMENT VALUECLASS %STRDOM;>
<!ELEMENT VERB %STRDOM;>
<!ELEMENT VOUCHER %STRDOM;>
<!ELEMENT WAGEGROUP %STRDOM;>
<!ELEMENT WAGETYPE %STRDOM;>
<!ELEMENT WAREHOUSE %STRDOM;>
<!ELEMENT WARRANTY %STRDOM;>
<!ELEMENT WORKCENTER %STRDOM;>
<!ELEMENT WORKORDER %STRDOM;>
<!ELEMENT WRKSCHDID %STRDOM;>
<!ELEMENT XREFTYPEID %STRDOM;>
<!ELEMENT YEAR %STRDOM;>
<!-- ===== -->

```

oagis_domains.dtd

```

<!-- License information for this file is provided in LICENSE.TXT -->
<!-- For support, more information, or to report implementation bugs,
      please contact the Open Applications Group at xml@openapplications.org -->
<!--
      $Header: oagis_domains.dtd 115.0 2002/02/27 22:57:40 fuagusti noship $
      $Revision: 115.0 $
      $Date: 2002/02/27 22:57:40 $
      Open Applications Group DTD
      Copyright 1998-2001, All Rights Reserved

      $Name: $

cmk6.0.006/15/98Initial Release
cmk6.1.012/12/98Rename file reference file
rjj7.0.010/15/2000Updated Header Information.
mlr7.104/16/2001Updated Header Information.

Notes:

-->
<!-- ===== -->
<!-- Entities - Domains
      This section defines data domains for the
      primitive element values. This is the only
      area where the primitive #PCDATA should

```

appear.

This area may be enhanced in later releases

```
-->
<!-- String Data: Generic Data Domains -->
<!ENTITY % STRDOM "(#PCDATA)">
<!-- ===== -->
```

oagis_entity_extensions.dtd

```
<!-- License information for this file is provided in LICENSE.TXT -->
<!-- For support, more information, or to report implementation bugs,
please contact the Open Applications Group at xml@openapplications.org -->
<!--
  $Header: oagis_entity_extensions.dtd 115.0 2002/02/27 22:58:02 fuagusti
noship $
  $Revision: 115.0 $
  $Date: 2002/02/27 22:58:02 $
  Open Applications Group DTD
  Copyright 1998-2001, All Rights Reserved

  $Name: $

rowell7.0.303/01/2001Initial Release
mlr7.104/16/2001Updated Header Information.

Notes:

-->
<!-- your extensions for segments go here -->
<!-- Add your extensions for qualifiers and types here -->
<!ENTITY % SEG_AMOUNT_QUALIFIERS_EXTENSION "OTHER">
<!ENTITY % SEG_AMOUNT_TYPES_EXTENSION "OTHER">
<!ENTITY % SEG_DATETIME_QUALIFIERS_EXTENSION "OTHER | EXCHRATEDATE">
<!ENTITY % SEG_DATETIME_TYPES_EXTENSION "OTHER">
<!ENTITY % SEG_OPERAMT_QUALIFIERS_EXTENSION "OTHER">
<!ENTITY % SEG_OPERAMT_TYPES_EXTENSION "OTHER">
<!ENTITY % SEG_QUANTITY_QUALIFIERS_EXTENSION "OTHER">
<!ENTITY % SEG_TEMPRATURE_QUALIFIERS_EXTENSION "OTHER">
<!ENTITY % SEG_TEMPRATURE_TYPES_EXTENSION "OTHER">
<!ENTITY % DATETIME.EXCHRATEDATE "DATETIME">
```

Appendix B: Sample XML Documents

This appendix contains actual sample XML documents for the following transactions:

- [PROCESS_PO](#) on page B-1
- [CHANGE_PO](#) on page B-10
- [SHOW_SHIPMENT](#) on page B-17

PROCESS_PO

Following is an example of the PROCESS_PO XML document used by the Oracle Applications buyer to transmit a newly created purchase order to the supplier.

Sample XML

```
<?xml version = '1.0' standalone = 'no'?>
<!-- Oracle eXtensible Markup Language Gateway Server -->
<!DOCTYPE PROCESS_PO_007 SYSTEM "003_process_po_007.dtd">
<PROCESS_PO_007>
  <CNTROLAREA>
    <BSR>
      <VERB value="PROCESS">PROCESS</VERB>
      <NOUN value="PO">PO</NOUN>
      <REVISION value="007">007</REVISION>
    </BSR>
    <SENDER>
      <LOGICALID/>
      <COMPONENT>PURCHASING</COMPONENT>
      <TASK>POISSUE</TASK>
      <REFERENCEID>1461</REFERENCEID>
    </SENDER>
  </CNTROLAREA>
</PROCESS_PO_007>
```

```
<CONFIRMATION>0</CONFIRMATION>
<LANGUAGE>US</LANGUAGE>
<CODEPAGE>ISO88591</CODEPAGE>
<AUTHID>APPS</AUTHID>
</SENDER>
<DATETIME qualifier="CREATION" type="T" index="1">
  <YEAR>2002</YEAR>
  <MONTH>07</MONTH>
  <DAY>25</DAY>
  <HOUR>17</HOUR>
  <MINUTE>32</MINUTE>
  <SECOND>22</SECOND>
  <SUBSECOND>0000</SUBSECOND>
  <TIMEZONE>+0000</TIMEZONE>
</DATETIME>
</CNTROLAREA>
<DATAAREA>
  <PROCESS_PO>
    <POORDERHDR>
      <DATETIME qualifier="DOCUMENT" type="T" index="1">
        <YEAR>2002</YEAR>
        <MONTH>07</MONTH>
        <DAY>25</DAY>
        <HOUR>17</HOUR>
        <MINUTE>18</MINUTE>
        <SECOND>57</SECOND>
        <SUBSECOND>0000</SUBSECOND>
        <TIMEZONE>+0000</TIMEZONE>
      </DATETIME>
      <OPERAMT qualifier="EXTENDED" type="T">
        <VALUE>798</VALUE>
        <NUMOFDEC>0</NUMOFDEC>
        <SIGN>+</SIGN>
        <CURRENCY>USD</CURRENCY>
        <UOMVALUE>1</UOMVALUE>
        <UOMNUMDEC>0</UOMNUMDEC>
        <UOM/>
      </OPERAMT>
      <POID>3885</POID>
      <POTYPE>STANDARD</POTYPE>
      <ACKREQUEST>N</ACKREQUEST>
      <CONTRACTB/>
      <CONTRACTS/>
      <DESCRIPTN/>
      <NOTES index="1"/>
    </POORDERHDR>
  </PROCESS_PO>
</DATAAREA>
</CONTROLAREA>
```

```

    <PORELEASE/>
    <USERAREA><DATETIME qualifier="ACTSTART" type="T"
index="1"><YEAR/><MONTH/><DAY/><HOUR/><MINUTE/><SECOND/><SUBSECOND/><TIMEZONE/><
/DATETIME><DATETIME qualifier="ACTEND" type="T"
index="1"><YEAR/><MONTH/><DAY/><HOUR/><MINUTE/><SECOND/><SUBSECOND/><TIMEZONE/><
/DATETIME><FOB><DESCRIPTN>Vendor's responsibility ceases upon transfer to
carrier</DESCRIPTN><TERMD>Origin</TERMD></FOB><FTTERM><DESCRIPTN>Buyer pays
freight</DESCRIPTN><TERMD>Due</TERMD></FTTERM><EXCHRATE/><DATETIME
qualifier="EXCHRATE"><YEAR/><MONTH/><DAY/><HOUR/><MINUTE/><SECOND/><SUBSECON
D/><TIMEZONE/></DATETIME><DATETIME qualifier="APPREQ" type="T"
index="1"><YEAR/><MONTH/><DAY/><HOUR/><MINUTE/><SECOND/><SUBSECOND/><TIMEZONE/><
/DATETIME><CONFIRM>N</CONFIRM><DFFPHEADER><ATTRIBUTE1/><ATTRIBUTE2/><ATTRIBUTE3
/><ATTRIBUTE4/><ATTRIBUTE5/><ATTRIBUTE6/><ATTRIBUTE7/><ATTRIBUTE8/><ATTRIBUTE9/>
<ATTRIBUTE10/><ATTRIBUTE11/><ATTRIBUTE12/><ATTRIBUTE13/><ATTRIBUTE14/><ATTRIBUTE
15/><ATTRIBUTE16/></DFFPHEADER><PCARDHDR><MEMBERNAME/><PCARDNUM/><DATETIME
qualifier="EXPIRATION"><YEAR/><MONTH/><DAY/><HOUR/><MINUTE/><SECOND/><SUBSECOND/
><TIMEZONE/></DATETIME><PCARDBRAND/></PCARDHDR></USERAREA>
    <PARTNER>
    <NAME index="1">Acme</NAME>
    <ONETIME>0</ONETIME>
    <PARTNRID>1013</PARTNRID>
    <PARTNRTYPE>Supplier</PARTNRTYPE>
    <CURRENCY>USD</CURRENCY>
    <DUNSNUMBER/>
    <PARTNRIDX>Test01</PARTNRIDX>
    <TAXID/>
    <TERMD/>
    <USERAREA><DFFVENDOR><ATTRIBUTE1/><ATTRIBUTE2/><ATTRIBUTE3/><ATTRIBUTE4/><ATTRIB
UTE5/><ATTRIBUTE6/><ATTRIBUTE7/><ATTRIBUTE8/><ATTRIBUTE9/><ATTRIBUTE10/><ATTRIBU
TE11/><ATTRIBUTE12/><ATTRIBUTE13/><ATTRIBUTE14/><ATTRIBUTE15/><ATTRIBUTE16/></DF
FVENDOR><CUSTOMERNUM>135474</CUSTOMERNUM></USERAREA>
    <ADDRESS>
    <ADDRLINE index="1">2000 Century Way</ADDRLINE>
    <ADDRLINE index="2"/>
    <ADDRLINE index="3"/>
    <ADDRTYPE/>
    <CITY>Santa Clara</CITY>
    <COUNTRY>US</COUNTRY>
    <COUNTY/>
    <DESCRIPTN>SANTA CLARA</DESCRIPTN>
    <FAX index="1">408524-7661</FAX>
    <POSTALCODE>95613-4565</POSTALCODE>
    <REGION/>
    <STATEPROVN>CA</STATEPROVN>
    <TAXJRSRCTN/>

```

```
<TELEPHONE index="1">408 524-7611</TELEPHONE>
<TELEPHONE index="2"/>
<TELEPHONE index="3"/>
<URL/>
<USERAREA><DFVENDORSITE><ATTRIBUTE1/><ATTRIBUTE2/><ATTRIBUTE3/><ATTRIBUTE4/><AT
TRIBUTE5/><ATTRIBUTE6/><ATTRIBUTE7/><ATTRIBUTE8/><ATTRIBUTE9/><ATTRIBUTE10/><ATT
RIBUTE11/><ATTRIBUTE12/><ATTRIBUTE13/><ATTRIBUTE14/><ATTRIBUTE15/><ATTRIBUTE16/>
</DFVENDORSITE></USERAREA>
</ADDRESS>
<CONTACT>
  <NAME index="1"/>
  <EMAIL/>
  <FAX index="1">408524-7661</FAX>
  <TELEPHONE index="1">-</TELEPHONE>
</CONTACT>
</PARTNER>
<PARTNER>
  <NAME index="1">Vision Operations</NAME>
  <ONETIME>0</ONETIME>
  <PARTNRID>204</PARTNRID>
  <PARTNRTYPE>SoldTo</PARTNRTYPE>
  <CURRENCY>USD</CURRENCY>
  <DUNSNUMBER/>
  <PARTNRIDX>EDI_Loc</PARTNRIDX>
  <PAYMETHOD/>
  <TAXID/>
  <TERMID/>
  <USERAREA/>
  <ADDRESS>
    <ADDRLINE index="1">90 Fifth Avenue</ADDRLINE>
    <ADDRLINE index="2"/>
    <ADDRLINE index="3"/>
    <ADDRTYPE/>
    <CITY>New York</CITY>
    <COUNTRY>US</COUNTRY>
    <COUNTY/>
    <DESCRIPTN/>
    <FAX index="1"/>
    <POSTALCODE>10022</POSTALCODE>
    <REGION/>
    <STATEPROVN>NY</STATEPROVN>
    <TAXJRSCTN/>
    <TELEPHONE index="1"/>
    <TELEPHONE index="2"/>
    <TELEPHONE index="3"/>
```

```
<URL/>
  <USERAREA/>
</ADDRESS>
<CONTACT>
  <NAME index="1">Stock, Ms. Pat</NAME>
  <CONTACTTYPE/>
  <DESCRIPTN/>
  <EMAIL>pstock@vision.com</EMAIL>
  <FAX index="1"/>
  <TELEPHONE index="1"/>
  <USERAREA/>
</CONTACT>
</PARTNER>
<PARTNER>
  <NAME index="1">Vision Operations</NAME>
  <ONETIME>0</ONETIME>
  <PARTNRID>204</PARTNRID>
  <PARTNRTYPE>BillTo</PARTNRTYPE>
  <CURRENCY/>
  <DUNSNUMBER/>
  <PARTNRIDX>EDI_Loc</PARTNRIDX>
  <PAYMETHOD/>
  <TERMID/>
  <USERAREA/>
  <ADDRESS>
    <ADDRLINE index="1">90 Fifth Avenue</ADDRLINE>
    <ADDRLINE index="2"/>
    <ADDRLINE index="3"/>
    <ADDRTYPE/>
    <CITY>New York</CITY>
    <COUNTRY>US</COUNTRY>
    <COUNTY/>
    <DESCRIPTN/>
    <FAX index="1"/>
    <POSTALCODE>10022</POSTALCODE>
    <REGION/>
    <STATEPROVN>NY</STATEPROVN>
    <TAXJRSDCN/>
    <TELEPHONE index="1"/>
    <TELEPHONE index="2"/>
    <TELEPHONE index="3"/>
    <URL/>
    <USERAREA/>
  </ADDRESS>
</PARTNER>
```

```
<PARTNER>
  <NAME index="1">Acme Carrier</NAME>
  <ONETIME>0</ONETIME>
  <PARTNRID>0</PARTNRID>
  <PARTNRTYPE>Carrier</PARTNRTYPE>
  <PARTNRIDX>UPS</PARTNRIDX>
</PARTNER>
<POTERM>
  <DESCRIPTN>Scheduled for payment immediately.</DESCRIPTN>
  <TERMID>Immediate</TERMID>
  <DAYSNUM/>
  <QUANTITY qualifier="PERCENT">
    <VALUE/>
    <NUMOFDEC/>
    <SIGN/>
    <UOM/>
  </QUANTITY>
  <USERAREA/>
</POTERM>
</POORDERHDR>
<POORDERLIN>
  <QUANTITY qualifier="ORDERED">
    <VALUE>1</VALUE>
    <NUMOFDEC>0</NUMOFDEC>
    <SIGN>+</SIGN>
    <UOM>EAC</UOM>
  </QUANTITY>
  <OPERAMT qualifier="UNIT" type="T">
    <VALUE>298</VALUE>
    <NUMOFDEC>0</NUMOFDEC>
    <SIGN>+</SIGN>
    <CURRENCY>USD</CURRENCY>
    <UOMVALUE>1</UOMVALUE>
    <UOMNUMDEC>0</UOMNUMDEC>
    <UOM>EAC</UOM>
  </OPERAMT>
  <POLINENUM>1</POLINENUM>
  <HAZRDMATL/>
  <ITEMRV/>
  <ITEMRVX/>
  <NOTES index="1"/>
  <POLNSTATUS/>
  <DESCRIPTN>Monitor 17" (16" Viewable) High Resolution</DESCRIPTN>
  <ITEM>CM15140</ITEM>
  <ITEMX/>
```

```

<USERAREA><REQUESTOR/><CATEGORYID>PRODUCTN.MONITOR</CATEGORYID><CONTRACTPONUM/><
CONTRACTPOLINENUM/><VENDORQUOTENUM/><LISTPRICE>298</LISTPRICE><MARKETPRICE>0</MA
RKETPRICE><PRICENOTTOEXCEED/><NEGPRICE>N</NEGPRICE><TAXABLE>N</TAXABLE><TXNREASO
NCODE/><TYPE1099/><LINEORDERTYPE>Goods</LINEORDERTYPE><HAZRDUUNUM/><HAZRDUDESC/
><DFFLINE><ATTRIBUTE1/><ATTRIBUTE2/><ATTRIBUTE3/><ATTRIBUTE4/><ATTRIBUTE5/><ATTR
IBUTE6/><ATTRIBUTE7/><ATTRIBUTE8/><ATTRIBUTE9/><ATTRIBUTE10/><ATTRIBUTE11/><ATTR
IBUTE12/><ATTRIBUTE13/><ATTRIBUTE14/><ATTRIBUTE15/><ATTRIBUTE16/></DFFLINE><DFFI
TEM><ATTRIBUTE1/><ATTRIBUTE2/><ATTRIBUTE3/><ATTRIBUTE4/><ATTRIBUTE5/><ATTRIBUTE6
/><ATTRIBUTE7/><ATTRIBUTE8/><ATTRIBUTE9/><ATTRIBUTE10/><ATTRIBUTE11>Y</ATTRIBUTE
11><ATTRIBUTE12/><ATTRIBUTE13/><ATTRIBUTE14/><ATTRIBUTE15/><ATTRIBUTE16/></DFFIT
EM><KFFITEM><ATTRIBUTE1>PRODUCTN</ATTRIBUTE1><ATTRIBUTE2>MONITOR</ATTRIBUTE2><AT
TRIBUTE3/><ATTRIBUTE4/><ATTRIBUTE5/><ATTRIBUTE6/><ATTRIBUTE7/><ATTRIBUTE8/><ATTR
IBUTE9/><ATTRIBUTE10/><ATTRIBUTE11/><ATTRIBUTE12/><ATTRIBUTE13/><ATTRIBUTE14/><A
TTRIBUTE15/><ATTRIBUTE16/><ATTRIBUTE17/><ATTRIBUTE18/><ATTRIBUTE19/><ATTRIBUTE20
/></KFFITEM></USERAREA>
  <POLINESCHD>
    <DATETIME qualifier="NEEDELV" type="T" index="1">
      <YEAR>2002</YEAR>
      <MONTH>07</MONTH>
      <DAY>31</DAY>
      <HOUR>00</HOUR>
      <MINUTE>00</MINUTE>
      <SECOND>00</SECOND>
      <SUBSECOND>0000</SUBSECOND>
      <TIMEZONE>+0000</TIMEZONE>
    </DATETIME>
    <QUANTITY qualifier="ORDERED">
      <VALUE>1</VALUE>
      <NUMOFDEC>0</NUMOFDEC>
      <SIGN>+</SIGN>
      <UOM>EAC</UOM>
    </QUANTITY>
    <DESCRIPTN/>
    <PSCLINENUM>1</PSCLINENUM>
    <USERAREA><DATETIME
qualifier="PROMSHIP"><YEAR/><MONTH/><DAY/><HOUR/><MINUTE/><SECOND/><SUBSECOND/><
TIMEZONE/></DATETIME><DATETIME
qualifier="APPROVAL"><YEAR/><MONTH/><DAY/><HOUR/><MINUTE/><SECOND/><SUBSECOND/><
TIMEZONE/></DATETIME><PRICEOVRD>298</PRICEOVRD><TAXABLE>N</TAXABLE><TAXCODE/><
PARTNER><NAME index="1">Vision
Operations</NAME><ONETIME>0</ONETIME><PARTNRID>204</PARTNRID><PARTNRTYPE>ShipTo<
/PARTNRTYPE><CURRENCY>USD</CURRENCY><DUNSNUMBER/><PARTNRIDX>EDI_Loc_
M1</PARTNRIDX><PAYMETHOD/><TERMID/><USERAREA/><ADDRESS><ADDRLINE index="1">3455
108th Avenue</ADDRLINE><ADDRLINE index="2"/><ADDRLINE
index="3"/><ADDRTYPE/><CITY>Seattle</CITY><COUNTRY>US</COUNTRY><COUNTY/><DESCRIP

```

```

TN/><FAX
index="1"/><POSTALCODE>98101</POSTALCODE><REGION/><STATEPROVN>WA</STATEPROVN><TA
XJRSCTN/><TELEPHONE index="1"/><TELEPHONE index="2"/><TELEPHONE
index="3"/><URL/><USERAREA/></ADDRESS></PARTNER><DISTPROJECT><REQUESTOR/><DISTNU
M>1</DISTNUM><PROJECTNUM/><PROJECTTYPE/><TASKNUM/><QUANTITY
qualifier="ORDERED"><VALUE>1</VALUE><NUMOFDEC>0</NUMOFDEC><SIGN>+</SIGN><UOM>EAC
</UOM></QUANTITY><CONVRATE/><DATETIME
qualifier="EXCHRATEDATE"><YEAR/><MONTH/><DAY/><HOUR/><MINUTE/><SECOND/><SUBSECON
D/><TIMEZONE/></DATETIME><DESTTYPE>INVENTORY</DESTTYPE><DFFDISTRIBUTN><ATTRIBUTE
1/><ATTRIBUTE2/><ATTRIBUTE3/><ATTRIBUTE4/><ATTRIBUTE5/><ATTRIBUTE6/><ATTRIBUTE7/
><ATTRIBUTE8/><ATTRIBUTE9/><ATTRIBUTE10/><ATTRIBUTE11/><ATTRIBUTE12/><ATTRIBUTE1
3/><ATTRIBUTE14/><ATTRIBUTE15/><ATTRIBUTE16/></DFFDISTRIBUTN></DISTPROJECT></USE
RAREA>
    </POLINESCHD>
  </POORDERLIN>
<POORDERLIN>
  <QUANTITY qualifier="ORDERED">
    <VALUE>1</VALUE>
    <NUMOFDEC>0</NUMOFDEC>
    <SIGN>+</SIGN>
    <UOM>EAC</UOM>
  </QUANTITY>
  <OPERAMT qualifier="UNIT" type="T">
    <VALUE>100</VALUE>
    <NUMOFDEC>0</NUMOFDEC>
    <SIGN>+</SIGN>
    <CURRENCY>USD</CURRENCY>
    <UOMVALUE>1</UOMVALUE>
    <UOMNUMDEC>0</UOMNUMDEC>
    <UOM>EAC</UOM>
  </OPERAMT>
  <POLINENUM>2</POLINENUM>
  <HAZRDMATL/>
  <ITEMRV/>
  <ITEMRVX/>
  <NOTES index="1"/>
  <POLNSTATUS/>
  <DESCRIPTN>Battery - Extended Life</DESCRIPTN>
  <ITEM>CM11222</ITEM>
  <ITEMX/>

<USERAREA><REQUESTOR/><CATEGORYID>MISC.MISC</CATEGORYID><CONTRACTPONUM/><CONTRAC
TPOLINENUM/><VENDORQUOTENUM/><LISTPRICE>100</LISTPRICE><MARKETPRICE>100</MARKETP
RICE><PRICENOTTOEXCEED/><NEGPRICE>N</NEGPRICE><TAXABLE>N</TAXABLE><TXNREASONCODE
/><TYPE1099/><LINEORDERTYPE>Goods</LINEORDERTYPE><HAZRDUNNUM/><HAZRDUNDESC/><DFD

```



```

LINE><ATTRIBUTE1/><ATTRIBUTE2/><ATTRIBUTE3/><ATTRIBUTE4/><ATTRIBUTE5/><ATTRIBUTE
6/><ATTRIBUTE7/><ATTRIBUTE8/><ATTRIBUTE9/><ATTRIBUTE10/><ATTRIBUTE11/><ATTRIBUTE
12/><ATTRIBUTE13/><ATTRIBUTE14/><ATTRIBUTE15/><ATTRIBUTE16/></DFFLINE><DFFITEM><
ATTRIBUTE1/><ATTRIBUTE2/><ATTRIBUTE3/><ATTRIBUTE4/><ATTRIBUTE5/><ATTRIBUTE6/><AT
TRIBUTE7/><ATTRIBUTE8/><ATTRIBUTE9/><ATTRIBUTE10/><ATTRIBUTE11>Y</ATTRIBUTE11><A
TTRIBUTE12/><ATTRIBUTE13/><ATTRIBUTE14/><ATTRIBUTE15/><ATTRIBUTE16/></DFFITEM><K
FFITEM><ATTRIBUTE1>MISC</ATTRIBUTE1><ATTRIBUTE2>MISC</ATTRIBUTE2><ATTRIBUTE3/><A
TTRIBUTE4/><ATTRIBUTE5/><ATTRIBUTE6/><ATTRIBUTE7/><ATTRIBUTE8/><ATTRIBUTE9/><ATT
RIBUTE10/><ATTRIBUTE11/><ATTRIBUTE12/><ATTRIBUTE13/><ATTRIBUTE14/><ATTRIBUTE15/>
<ATTRIBUTE16/><ATTRIBUTE17/><ATTRIBUTE18/><ATTRIBUTE19/><ATTRIBUTE20/></KFFITEM>
</USERAREA>
    <POLINESCHD>
        <DATETIME qualifier="NEEDELV" type="T" index="1">
            <YEAR>2002</YEAR>
            <MONTH>07</MONTH>
            <DAY>31</DAY>
            <HOUR>00</HOUR>
            <MINUTE>00</MINUTE>
            <SECOND>00</SECOND>
            <SUBSECOND>0000</SUBSECOND>
            <TIMEZONE>+0000</TIMEZONE>
        </DATETIME>
        <QUANTITY qualifier="ORDERED">
            <VALUE>1</VALUE>
            <NUMOFDEC>0</NUMOFDEC>
            <SIGN>+</SIGN>
            <UOM>EAC</UOM>
        </QUANTITY>
        <DESCRIPTN/>
        <PSCLINENUM>1</PSCLINENUM>
        <USERAREA><DATETIME
qualifier="PROMSHIP"><YEAR/><MONTH/><DAY/><HOUR/><MINUTE/><SECOND/><SUBSECOND/><
TIMEZONE/></DATETIME><DATETIME
qualifier="APPROVAL"><YEAR/><MONTH/><DAY/><HOUR/><MINUTE/><SECOND/><SUBSECOND/><
TIMEZONE/></DATETIME><PRICEOVRD>100</PRICEOVRD><TAXABLE>N</TAXABLE><TAXCODE/><
PARTNER><NAME index="1">Vision
Operations</NAME><ONETIME>0</ONETIME><PARTNRID>204</PARTNRID><PARTNRTYPE>ShipTo<
/PARTNRTYPE><CURRENCY>USD</CURRENCY><DUNSNUMBER/><PARTNRIDX>EDI_Loc_
M1</PARTNRIDX><PAYMETHOD/><TERMID/><USERAREA/><ADDRESS><ADDRLINE index="1">3455
108th Avenue</ADDRLINE><ADDRLINE index="2"/><ADDRLINE
index="3"/><ADDRTYPE/><CITY>Seattle</CITY><COUNTRY>US</COUNTRY><COUNTY/><DESCRIP
TN/><FAX
index="1"/><POSTALCODE>98101</POSTALCODE><REGION/><STATEPROVN>WA</STATEPROVN><TA
XJRSDC'TN/><TELEPHONE index="1"/><TELEPHONE index="2"/><TELEPHONE
index="3"/><URL/><USERAREA/></ADDRESS></PARTNER><DISTPROJECT><REQUESTOR/><DISTNU

```

```

M>1</DISTNUM><PROJECTNUM/><PROJECTTYPE/><TASKNUM/><QUANTITY
qualifier="ORDERED"><VALUE>1</VALUE><NUMOFDEC>0</NUMOFDEC><SIGN>+</SIGN><UOM>EAC
</UOM></QUANTITY><CONVRATE/><DATETIME
qualifier="EXHRATEDATE"><YEAR/><MONTH/><DAY/><HOUR/><MINUTE/><SECOND/><SUBSECON
D/><TIMEZONE/></DATETIME><DESTTYPE>INVENTORY</DESTTYPE><DFFDISTRIBUTN><ATTRIBUTE
1/><ATTRIBUTE2/><ATTRIBUTE3/><ATTRIBUTE4/><ATTRIBUTE5/><ATTRIBUTE6/><ATTRIBUTE7/
><ATTRIBUTE8/><ATTRIBUTE9/><ATTRIBUTE10/><ATTRIBUTE11/><ATTRIBUTE12/><ATTRIBUTE1
3/><ATTRIBUTE14/><ATTRIBUTE15/><ATTRIBUTE16/></DFFDISTRIBUTN></DISTPROJECT></USE
RAREA>
    </POLINESCHD>
    </POORDERLIN>
  </PROCESS_PO>
</DATAAREA>
</PROCESS_PO_007>

```

CHANGE_PO

Following is an example of CHANGE_PO XML document used for transmitting changes to a purchase order existing in the buyer's Oracle Applications system.

Sample XML

```

<?xml version = '1.0' standalone = 'no'?>
<!-- Oracle eXtensible Markup Language Gateway Server -->
<!DOCTYPE CHANGE_PO_006 SYSTEM "057_change_po_006.dtd">
<CHANGE_PO_006>
  <CNTROLAREA>
    <BSR>
      <VERB value="CHANGE">CHANGE</VERB>
      <NOUN value="PO">PO</NOUN>
      <REVISION value="006">006</REVISION>
    </BSR>
    <SENDER>
      <LOGICALID/>
      <COMPONENT>PURCHASING</COMPONENT>
      <TASK>POISSUE</TASK>
      <REFERENCEID>1462</REFERENCEID>
      <CONFIRMATION>0</CONFIRMATION>
      <LANGUAGE>US</LANGUAGE>
      <CODEPAGE>ISO88591</CODEPAGE>
      <AUTHID>APPS</AUTHID>
    </SENDER>
    <DATETIME qualifier="CREATION" type="T" index="1">
      <YEAR>2002</YEAR>
      <MONTH>07</MONTH>

```

```

    <DAY>25</DAY>
    <HOUR>17</HOUR>
    <MINUTE>38</MINUTE>
    <SECOND>09</SECOND>
    <SUBSECOND>0000</SUBSECOND>
    <TIMEZONE>+0000</TIMEZONE>
  </DATETIME>
</CNTROLAREA>
<DATAAREA>
  <CHANGE_PO>
    <POHEADER>
      <DATETIME qualifier="DOCUMENT" type="T" index="1">
        <YEAR>2002</YEAR>
        <MONTH>07</MONTH>
        <DAY>25</DAY>
        <HOUR>17</HOUR>
        <MINUTE>18</MINUTE>
        <SECOND>57</SECOND>
        <SUBSECOND>0000</SUBSECOND>
        <TIMEZONE>+0000</TIMEZONE>
      </DATETIME>
      <OPERAMT qualifier="EXTENDED" type="T">
        <VALUE>798</VALUE>
        <NUMOFDEC>0</NUMOFDEC>
        <SIGN>+</SIGN>
        <CURRENCY>USD</CURRENCY>
        <UOMVALUE>1</UOMVALUE>
        <UOMNUMDEC>0</UOMNUMDEC>
        <UOM/>
      </OPERAMT>
      <POID>3885</POID>
      <BUYERID>Stock, Ms. Pat</BUYERID>
      <CONTRACTB/>
      <CONTRACTS/>
      <DESCRIPTN/>
      <NOTES index="1"/>
      <PORELEASE/>
      <POSTATUS/>
      <POTYPE>STANDARD</POTYPE>
      <REQUESTER/>
      <SITELEVEL index="1"/>
      <USERAREA><FOB><DESCRIPTN>Vendor's responsibility ceases upon
transfer to
carrier</DESCRIPTN><TERMID>Origin</TERMID></FOB><FTTERM><DESCRIPTN>Buyer pays
freight</DESCRIPTN><TERMID>Due</TERMID></FTTERM><REVISIONNUM>1</REVISIONNUM><ACK

```

```

REQUEST>N</ACKREQUEST><EXCHRATE/><DATETIME
qualifier="EXCHRATE" ><YEAR/><MONTH/><DAY/><HOUR/><MINUTE/><SECOND/><SUBSECON
D/><TIMEZONE/></DATETIME><CONFIRM>N</CONFIRM><DATETIME qualifier="APPREQ"
type="T"
index="1"><YEAR/><MONTH/><DAY/><HOUR/><MINUTE/><SECOND/><SUBSECOND/><TIMEZONE/><
/DATETIME><DATETIME qualifier="ACTSTART" type="T"
index="1"><YEAR/><MONTH/><DAY/><HOUR/><MINUTE/><SECOND/><SUBSECOND/><TIMEZONE/><
/DATETIME><DATETIME qualifier="ACTEND" type="T"
index="1"><YEAR/><MONTH/><DAY/><HOUR/><MINUTE/><SECOND/><SUBSECOND/><TIMEZONE/><
/DATETIME><DFFPOHEADER><ATTRIBUTE1/><ATTRIBUTE2/><ATTRIBUTE3/><ATTRIBUTE4/><ATTR
IBUTE5/><ATTRIBUTE6/><ATTRIBUTE7/><ATTRIBUTE8/><ATTRIBUTE9/><ATTRIBUTE10/><ATTRI
BUTE11/><ATTRIBUTE12/><ATTRIBUTE13/><ATTRIBUTE14/><ATTRIBUTE15/><ATTRIBUTE16/></D
FFPOHEADER><PCARDHDR><MEMBERNAME/><PCARDNUM/><DATETIME
qualifier="EXPIRATION"><YEAR/><MONTH/><DAY/><HOUR/><MINUTE/><SECOND/><SUBSECOND/
><TIMEZONE/></DATETIME><PCARDBRAND/></PCARDHDR></USERAREA>
  <PARTNER>
    <NAME index="1">Acme</NAME>
    <ONETIME>0</ONETIME>
    <PARTNRID>1013</PARTNRID>
    <PARTNRTYPE>Supplier</PARTNRTYPE>
    <CURRENCY>USD</CURRENCY>
    <DUNSNUMBER/>
    <PARTNRIDX>Test01</PARTNRIDX>
    <PAYMETHOD/>
    <TAXID/>
    <TERMID/>
  <USERAREA><DFFVENDOR><ATTRIBUTE1/><ATTRIBUTE2/><ATTRIBUTE3/><ATTRIBUTE4/><ATTRIB
UTE5/><ATTRIBUTE6/><ATTRIBUTE7/><ATTRIBUTE8/><ATTRIBUTE9/><ATTRIBUTE10/><ATTRIBU
TE11/><ATTRIBUTE12/><ATTRIBUTE13/><ATTRIBUTE14/><ATTRIBUTE15/><ATTRIBUTE16/></DF
FVENDOR><CUSTOMERNUM>135474</CUSTOMERNUM></USERAREA>
    <ADDRESS>
      <ADDRLINE index="1">2000 Century Way</ADDRLINE>
      <ADDRLINE index="2"/>
      <ADDRLINE index="3"/>
      <ADDRTYPE/>
      <CITY>Santa Clara</CITY>
      <COUNTRY>US</COUNTRY>
      <COUNTY/>
      <DESCRIPTN>SANTA CLARA</DESCRIPTN>
      <FAX index="1">408524-7661</FAX>
      <POSTALCODE>95613-4565</POSTALCODE>
      <REGION/>
      <STATEPROVN>CA</STATEPROVN>
      <TAXJRSDCN/>
      <TELEPHONE index="1">408 524-7611</TELEPHONE>

```

```

        <URL/>
<USERAREA><DFFVENDORSITE><ATTRIBUTE1/><ATTRIBUTE2/><ATTRIBUTE3/><ATTRIBUTE4/><AT
TRIBUTE5/><ATTRIBUTE6/><ATTRIBUTE7/><ATTRIBUTE8/><ATTRIBUTE9/><ATTRIBUTE10/><ATT
RIBUTE11/><ATTRIBUTE12/><ATTRIBUTE13/><ATTRIBUTE14/><ATTRIBUTE15/><ATTRIBUTE16/>
</DFFVENDORSITE></USERAREA>
    </ADDRESS>
    <CONTACT>
        <NAME index="1" />
        <EMAIL/>
        <FAX index="1">408524-7661</FAX>
        <TELEPHONE index="1">-</TELEPHONE>
    </CONTACT>
</PARTNER>
<PARTNER>
    <NAME index="1">Vision Operations</NAME>
    <ONETIME>0</ONETIME>
    <PARTNRID>204</PARTNRID>
    <PARTNRTYPE>SoldTo</PARTNRTYPE>
    <CURRENCY>USD</CURRENCY>
    <DUNSNUMBER/>
    <PARTNRIDX>EDI_Loc</PARTNRIDX>
    <PAYMETHOD/>
    <TAXID/>
    <TERMID/>
    <USERAREA/>
    <ADDRESS>
        <ADDRLINE index="1">90 Fifth Avenue</ADDRLINE>
        <ADDRLINE index="2" />
        <ADDRLINE index="3" />
        <ADDRTYPE/>
        <CITY>New York</CITY>
        <COUNTRY>US</COUNTRY>
        <COUNTY />
        <DESCRIPTN/>
        <FAX index="1" />
        <POSTALCODE>10022</POSTALCODE>
        <REGION/>
        <STATEPROVN>NY</STATEPROVN>
        <TAXJRSRCTN/>
        <TELEPHONE index="1" />
        <TELEPHONE index="2" />
        <TELEPHONE index="3" />
        <URL/>
        <USERAREA/>
    </ADDRESS>

```

```
<CONTACT>
  <NAME index="1">Stock, Ms. Pat</NAME>
  <CONTACTTYPE/>
  <DESCRIPTN/>
  <EMAIL>pstock@vision.com</EMAIL>
  <FAX index="1"/>
  <TELEPHONE index="1"/>
  <USERAREA/>
</CONTACT>
</PARTNER>
<PARTNER>
  <NAME index="1">Vision Operations</NAME>
  <ONETIME>0</ONETIME>
  <PARTNRID>204</PARTNRID>
  <PARTNRTYPE>BillTo</PARTNRTYPE>
  <CURRENCY/>
  <DESCRIPTN/>
  <DUNSNUMBER/>
  <PARTNRIDX>EDI_Loc</PARTNRIDX>
  <PAYMETHOD/>
  <TAXID/>
  <TERMID/>
  <USERAREA/>
  <ADDRESS>
    <ADDRLINE index="1">90 Fifth Avenue</ADDRLINE>
    <ADDRLINE index="2"/>
    <ADDRLINE index="3"/>
    <ADDRTYPE/>
    <CITY>New York</CITY>
    <COUNTRY>US</COUNTRY>
    <COUNTY/>
    <DESCRIPTN/>
    <FAX index="1"/>
    <POSTALCODE>10022</POSTALCODE>
    <REGION/>
    <STATEPROVN>NY</STATEPROVN>
    <TAXJRSCTN/>
    <TELEPHONE index="1"/>
    <TELEPHONE index="2"/>
    <TELEPHONE index="3"/>
    <URL/>
    <USERAREA/>
  </ADDRESS>
</PARTNER>
<PARTNER>
```

```

<NAME index="1">Acme Carrier</NAME>
<ONETIME>0</ONETIME>
<PARTNRID>0</PARTNRID>
<PARTNRTYPE>Carrier</PARTNRTYPE>
<PARTNRIDX>UPS</PARTNRIDX>
</PARTNER>
<POTERM>
  <DESCRIPTN>Scheduled for payment immediately.</DESCRIPTN>
  <TERMID>Immediate</TERMID>
  <DAYSNUM/>
  <OPERAMT qualifier="EXTENDED" type="T">
    <VALUE/>
    <NUMOFDEC/>
    <SIGN/>
    <CURRENCY/>
    <UOMVALUE/>
    <UOMNUMDEC/>
    <UOM/>
  </OPERAMT>
  <USERAREA/>
</POTERM>
</POHEADER>
<POLINE>
  <OPERAMT qualifier="UNIT" type="T">
    <VALUE>100</VALUE>
    <NUMOFDEC>0</NUMOFDEC>
    <SIGN>+</SIGN>
    <CURRENCY>USD</CURRENCY>
    <UOMVALUE>1</UOMVALUE>
    <UOMNUMDEC>0</UOMNUMDEC>
    <UOM>EAC</UOM>
  </OPERAMT>
  <QUANTITY qualifier="ORDERED">
    <VALUE>5</VALUE>
    <NUMOFDEC>0</NUMOFDEC>
    <SIGN>+</SIGN>
    <UOM>EAC</UOM>
  </QUANTITY>
  <POLINENUM>2</POLINENUM>
  <DESCRIPTN>Battery - Extended Life</DESCRIPTN>
  <HAZRDMATL/>
  <ITEM>CM11222</ITEM>
  <ITEMRV/>
  <ITEMRVX/>
  <ITEMTYPE/>

```

```

    <ITEMX/>
    <NOTES index="1"/>
    <USERAREA><REQUESTOR/><CATEGORYID>MISC.MISC</CATEGORYID><CONTRACTPONUM/><CONTRACTPOLINENUM/><VENDORQUOTENUM/><LISTPRICE>100</LISTPRICE><MARKETPRICE>100</MARKETPRICE><PRICENOTTOEXCEED/><NEGPRICE>N</NEGPRICE><TAXABLE>N</TAXABLE><TXNREASONCODE/><TYPE1099/><LINEORDERTYPE>Goods</LINEORDERTYPE><HAZRDUNNUM/><HAZRDUNDESC/><DFFLINE><ATTRIBUTE1/><ATTRIBUTE2/><ATTRIBUTE3/><ATTRIBUTE4/><ATTRIBUTE5/><ATTRIBUTE6/><ATTRIBUTE7/><ATTRIBUTE8/><ATTRIBUTE9/><ATTRIBUTE10/><ATTRIBUTE11/><ATTRIBUTE12/><ATTRIBUTE13/><ATTRIBUTE14/><ATTRIBUTE15/><ATTRIBUTE16/></DFFLINE><DIFFITEM><ATTRIBUTE1/><ATTRIBUTE2/><ATTRIBUTE3/><ATTRIBUTE4/><ATTRIBUTE5/><ATTRIBUTE6/><ATTRIBUTE7/><ATTRIBUTE8/><ATTRIBUTE9/><ATTRIBUTE10/><ATTRIBUTE11/><ATTRIBUTE11><ATTRIBUTE12/><ATTRIBUTE13/><ATTRIBUTE14/><ATTRIBUTE15/><ATTRIBUTE16/></DIFFITEM><KFFITEM><ATTRIBUTE1>MISC</ATTRIBUTE1><ATTRIBUTE2>MISC</ATTRIBUTE2><ATTRIBUTE3/><ATTRIBUTE4/><ATTRIBUTE5/><ATTRIBUTE6/><ATTRIBUTE7/><ATTRIBUTE8/><ATTRIBUTE9/><ATTRIBUTE10/><ATTRIBUTE11/><ATTRIBUTE12/><ATTRIBUTE13/><ATTRIBUTE14/><ATTRIBUTE15/><ATTRIBUTE16/><ATTRIBUTE17/><ATTRIBUTE18/><ATTRIBUTE19/><ATTRIBUTE20/></KFFITEM></USERAREA>
    <SCHEDULE>
        <DATETIME qualifier="NEEDELV" type="T" index="1">
            <YEAR>2002</YEAR>
            <MONTH>07</MONTH>
            <DAY>31</DAY>
            <HOUR>00</HOUR>
            <MINUTE>00</MINUTE>
            <SECOND>00</SECOND>
            <SUBSECOND>0000</SUBSECOND>
            <TIMEZONE>+0000</TIMEZONE>
        </DATETIME>
        <QUANTITY qualifier="ORDERED">
            <VALUE>5</VALUE>
            <NUMOFDEC>0</NUMOFDEC>
            <SIGN>+</SIGN>
            <UOM>EAC</UOM>
        </QUANTITY>
        <PSCLINENUM>1</PSCLINENUM>
        <USERAREA><DATETIME
qualifier="PROMSHIP"><YEAR/><MONTH/><DAY/><HOUR/><MINUTE/><SECOND/><SUBSECOND/><TIMEZONE/></DATETIME><DATETIME
qualifier="APPROVAL"><YEAR/><MONTH/><DAY/><HOUR/><MINUTE/><SECOND/><SUBSECOND/><TIMEZONE/></DATETIME><PRICEOVRD>100</PRICEOVRD><TAXABLE>N</TAXABLE><TAXCODE/><PARTNER><NAME index="1">Vision
Operations</NAME><ONETIME>0</ONETIME><PARTNRID>204</PARTNRID><PARTNRTYPE>ShipTo</PARTNRTYPE><CURRENCY>USD</CURRENCY><DUNSNUMBER/><PARTNRIDX>EDI_Loc_
M1</PARTNRIDX><PAYMETHOD/><TAXID/><TERMINID/><USERAREA/><ADDRESS><ADDRLINE
index="1">3455 108th Avenue</ADDRLINE><ADDRLINE index="2"/><ADDRLINE

```



```

index="3"/><ADDRTYPE/><CITY>Seattle</CITY><COUNTRY>US</COUNTRY><COUNTY/><DESCRIP
TN/><FAX
index="1"/><POSTALCODE>98101</POSTALCODE><REGION/><STATEPROVN>WA</STATEPROVN><TA
XJRSDCTN/><TELEPHONE index="1"/><TELEPHONE index="2"/><TELEPHONE
index="3"/><URL/><USERAREA/></ADDRESS></PARTNER><DISTPROJECT><REQUESTOR/><DISTNU
M>1</DISTNUM><PROJECTNUM/><PROJECTTYPE/><TASKNUM/><QUANTITY
qualifier="ORDERED"><VALUE>5</VALUE><NUMOFDEC>0</NUMOFDEC><SIGN>+</SIGN><UOM>EAC
</UOM></QUANTITY><CONVRATE/><DATETIME
qualifier="EXCHRATEDATE"><YEAR/><MONTH/><DAY/><HOUR/><MINUTE/><SECOND/><SUBSECON
D/><TIMEZONE/></DATETIME><DESTTYPE>INVENTORY</DESTTYPE><DFFDISTRIBUTN><ATTRIBUTE
1/><ATTRIBUTE2/><ATTRIBUTE3/><ATTRIBUTE4/><ATTRIBUTE5/><ATTRIBUTE6/><ATTRIBUTE7/
><ATTRIBUTE8/><ATTRIBUTE9/><ATTRIBUTE10/><ATTRIBUTE11/><ATTRIBUTE12/><ATTRIBUTE1
3/><ATTRIBUTE14/><ATTRIBUTE15/><ATTRIBUTE16/></DFFDISTRIBUTN></DISTPROJECT></USE
RAREA>
    </SCHEDULE>
  </POLINE>
</CHANGE_PO>
</DATAAREA>
</CHANGE_PO_006>

```

SHOW_SHIPMENT

Following is an example of SHOW_SHIPMENT XML document used for transmitting advance shipment notices (ASNs) from the supplier's system to the buyer's Oracle Applications system.

Sample XML

```

<!DOCTYPE SHOW_SHIPMENT_005 SYSTEM "161_show_shipment_005.dtd">
<SHOW_SHIPMENT_005>
<CNTROLAREA>
  <BSR>
    <VERB value="SHOW">SHOW</VERB>
    <NOUN value="SHIPMENT">SHIPMENT</NOUN>
    <REVISION value="005">005</REVISION>
  </BSR>
  <SENDER>
    <LOGICALID>XX141HG09</LOGICALID>
    <COMPONENT>UOMGROUP</COMPONENT>
    <TASK>SHOW</TASK>
    <REFERENCEID>112233</REFERENCEID>
    <CONFIRMATION>1</CONFIRMATION>
    <LANGUAGE>US</LANGUAGE>
  </SENDER>
</CNTROLAREA>
</SHOW_SHIPMENT_005>

```

SHOW_SHIPMENT

```
<CODEPAGE>ISO88591</CODEPAGE>
<AUTHID>RAKAPOOR</AUTHID>
</SENDER>
<DATETIME qualifier="CREATION">
  <YEAR>2002</YEAR>
  <MONTH>03</MONTH>
  <DAY>22</DAY>
  <HOUR>00</HOUR>
  <MINUTE>00</MINUTE>
  <SECOND>00</SECOND>
  <SUBSECOND>0000</SUBSECOND>
  <TIMEZONE>-0600</TIMEZONE>
</DATETIME>
</CNTROLAREA>
<DATAAREA>
<SHOW_SHIPMENT>
<SHIPMENT>
  <DATETIME qualifier="DOCUMENT">
    <YEAR>2002</YEAR>
    <MONTH>07</MONTH>
    <DAY>16</DAY>
    <HOUR>09</HOUR>
    <MINUTE>00</MINUTE>
    <SECOND>00</SECOND>
    <SUBSECOND>0000</SUBSECOND>
    <TIMEZONE>-0600</TIMEZONE>
  </DATETIME>
  <DATETIME qualifier="SHIP">
    <YEAR>2002</YEAR>
    <MONTH>07</MONTH>
    <DAY>15</DAY>
    <HOUR>09</HOUR>
    <MINUTE>00</MINUTE>
    <SECOND>00</SECOND>
    <SUBSECOND>0000</SUBSECOND>
    <TIMEZONE>-0600</TIMEZONE>
  </DATETIME>
  <DATETIME qualifier="DELIVSCHED">
    <YEAR>2002</YEAR>
    <MONTH>07</MONTH>
    <DAY>16</DAY>
    <HOUR>09</HOUR>
    <MINUTE>00</MINUTE>
    <SECOND>00</SECOND>
    <SUBSECOND>0000</SUBSECOND>
```

```
<TIMEZONE>-0600</TIMEZONE>
</DATETIME>
<QUANTITY qualifier="NETWEIGHT">
  <VALUE>150</VALUE>
  <NUMOFDEC>0</NUMOFDEC>
  <SIGN>+</SIGN>
  <UOM>KG</UOM>
</QUANTITY>
<QUANTITY qualifier="SHIPUNIT">
  <VALUE>4</VALUE>
  <NUMOFDEC>0</NUMOFDEC>
  <SIGN>+</SIGN>
  <UOM>DZ</UOM>
</QUANTITY>
<QUANTITY qualifier="TOTWEIGHT">
  <VALUE>140</VALUE>
  <NUMOFDEC>0</NUMOFDEC>
  <SIGN>+</SIGN>
  <UOM>KG</UOM>
</QUANTITY>
<DOCUMENTID>SB41</DOCUMENTID>
<SHIPPERID>A4567</SHIPPERID>
<HAZRDMATL></HAZRDMATL>
<NOTES index="1">Test ASNI Note/Comments</NOTES>
<SPECIALHND>S1</SPECIALHND>
<USERAREA>
  <CARRIERCODE>C1</CARRIERCODE>
  <QUANTITY qualifier="TARWEIGHT">
    <VALUE>160</VALUE>
    <NUMOFDEC>0</NUMOFDEC>
    <SIGN>+</SIGN>
    <UOM>KG</UOM>
  </QUANTITY>
  <PACKAGINGCODE>P1</PACKAGINGCODE>
  <CARRIERMETHOD>CA</CARRIERMETHOD>
  <CARRIEREQUIP>EQ</CARRIEREQUIP>
  <HAZARDCODE></HAZARDCODE>
  <HAZARDDDESC>HD</HAZARDDDESC>
  <ATTRIBUTECATEGORY>AC</ATTRIBUTECATEGORY>
  <ATTRIBUTE1>AT</ATTRIBUTE1>
  <USSGLTRANSCODE>GL</USSGLTRANSCODE>
</USERAREA>
<PARTNER>
  <NAME index="1">ACME SUPPLY</NAME>
  <PARTNRID>A4567</PARTNRID>
```

SHOW_SHIPMENT

```
<PARTNRTYPE>ShipFrom</PARTNRTYPE>
  <PARTNRIDX>ACME_ED</PARTNRIDX>
</PARTNER>
<PARTNER>
  <NAME index="1">Oracle Corp</NAME>
  <PARTNRID>A4589</PARTNRID>
  <PARTNRTYPE>ShipTo</PARTNRTYPE>
  <PARTNRIDX>Internal_ED</PARTNRIDX>
</PARTNER>
<SHIPITEM>
  <QUANTITY qualifier="ITEM">
    <VALUE>1</VALUE>
    <NUMOFDEC>0</NUMOFDEC>
    <SIGN>+</SIGN>
    <UOM>DO</UOM>
  </QUANTITY>
  <ITEM>Item-S</ITEM>
  <COUNTRYORG>US</COUNTRYORG>
  <ITEMX></ITEMX>
  <NOTES index="1">Test ASNI Notes/Comments SHIPITEM LINE LEVEL</NOTES>
  <USERAREA>
    <VENDORLOTNUM>999</VENDORLOTNUM>
    <ATTRIBUTECATEGORY>AC</ATTRIBUTECATEGORY>
    <ATTRIBUTE1>A1</ATTRIBUTE1>
    <SHIPLINEATTRIBUTECATEGORY>S1</SHIPLINEATTRIBUTECATEGORY>
    <SHIPLINEATTRIBUTE1>LIN</SHIPLINEATTRIBUTE1>
    <SUBSTITUTEITEMID>SUB</SUBSTITUTEITEMID>
    <BARCODELABEL>BARCODE1</BARCODELABEL>
  </USERAREA>
  <DOCUMNTREF>
    <DOCTYPE>PurchaseOrder</DOCTYPE>
    <DOCUMENTID>3423</DOCUMENTID>
    <PARTNRID>A4589</PARTNRID>
    <PARTNRTYPE>ShipTo</PARTNRTYPE>
    <LINENUM>1</LINENUM>
    <SCHLINENUM>1</SCHLINENUM>
  </DOCUMNTREF>
  <DOCUMNTREF>
    <DOCTYPE>BillOfLading</DOCTYPE>
    <DOCUMENTID>B001</DOCUMENTID>
    <PARTNRID>A007</PARTNRID>
    <PARTNRTYPE>A007</PARTNRTYPE>
  </DOCUMNTREF>
  <DOCUMNTREF>
    <DOCTYPE>RMA</DOCTYPE>
```

```

        <DOCUMENTID>R001</DOCUMENTID>
        <PARTNRID>A007</PARTNRID>
        <PARTNRTYPE>A007</PARTNRTYPE>
    </DOCUMNTREF>
</SHIPITEM>
<SHIPITEM>
    <QUANTITY qualifier="ITEM">
        <VALUE>1</VALUE>
        <NUMOFDEC>0</NUMOFDEC>
        <SIGN>+</SIGN>
        <UOM>DO</UOM>
    </QUANTITY>
    <ITEM></ITEM>
    <COUNTRYORG>US</COUNTRYORG>
    <ITEMX>AS48999</ITEMX>
    <NOTES index="1">Test ASNI Notes/Comments SHIPITEM LINE LEVEL</NOTES>
    <USERAREA>
        <VENDORLOTNUM>999</VENDORLOTNUM>
        <ATTRIBUTECATEGORY>C</ATTRIBUTECATEGORY>
        <ATTRIBUTE1>AT1</ATTRIBUTE1>
        <SHIPLINEATTRIBCATEGORY>SHP</SHIPLINEATTRIBCATEGORY>
        <SHIPLINEATTRIB1>SAT1</SHIPLINEATTRIB1>
        <SUBSTITUTEITEMID>SUB</SUBSTITUTEITEMID>
        <BARCODELABEL>BARCODE1</BARCODELABEL>
    </USERAREA>
    <DOCUMNTREF>
        <DOCTYPE>PurchaseOrder</DOCTYPE>
        <DOCUMENTID>3423</DOCUMENTID>
        <PARTNRID>A4589</PARTNRID>
        <PARTNRTYPE>ShipTo</PARTNRTYPE>
        <LINENUM>2</LINENUM>
        <SCHLINENUM>1</SCHLINENUM>
    </DOCUMNTREF>
    <DOCUMNTREF>
        <DOCTYPE>BillOfLading</DOCTYPE>
        <DOCUMENTID>B001</DOCUMENTID>
        <PARTNRID>A007</PARTNRID>
        <PARTNRTYPE>A007</PARTNRTYPE>
    </DOCUMNTREF>
    <DOCUMNTREF>
        <DOCTYPE>RMA</DOCTYPE>
        <DOCUMENTID>R001</DOCUMENTID>
        <PARTNRID>A007</PARTNRID>
        <PARTNRTYPE>A007</PARTNRTYPE>
    </DOCUMNTREF>

```

SHOW_SHIPMENT

```
</SHIPITEM>
  <DOCUMNTREF>
    <DOCTYPE>BillofLading</DOCTYPE>
    <DOCUMENTID>B1</DOCUMENTID>
    <PARTNRID>A007</PARTNRID>
    <PARTNRRTYPE>A007</PARTNRRTYPE>
  </DOCUMNTREF>
  <DOCUMNTREF>
    <DOCTYPE>PackingSlip</DOCTYPE>
    <DOCUMENTID>P1</DOCUMENTID>
    <PARTNRID>A007</PARTNRID>
    <PARTNRRTYPE>A007</PARTNRRTYPE>
  </DOCUMNTREF>
  <DOCUMNTREF>
    <DOCTYPE>WaybillAirbill</DOCTYPE>
    <DOCUMENTID>W1</DOCUMENTID>
    <PARTNRID>A007</PARTNRID>
    <PARTNRRTYPE>A007</PARTNRRTYPE>
  </DOCUMNTREF>
</SHIPMENT>
</SHOW_SHIPMENT>
</DATAAREA>
</SHOW_SHIPMENT_005>
```

Appendix C: XML Gateway Envelope Information

In addition to the business document (such as a purchase order) in the XML Payload, there is a set of message attributes that are transmitted. Collectively, they are called the XML Gateway envelope.

This section discusses the XML Gateway envelope and its data in the validation process for inbound messages, or its source of data for its creation for outbound messages. Data entered in the Trading Partner Setup window is referred to as data in the *trading partner table*. Data entered into the Transaction window is referred to as data in the *transaction table*.

Most of the data elements are copied from the trading partner tables or the transaction tables to the XML Gateway envelope.

Transaction direction is determined by XML Gateway. The direction values used by XML Gateway are the following:

- IN for inbound messages.
- OUT for outbound messages.

The XML Gateway envelope contents are detailed in the following table.

Table C-1 Message Attributes in the XML Gateway Envelope

	Attribute	Contents	Sample values	Data Source
1	MESSAGE_TYPE	Payload message format	XML	Hard-coded as XML
2	MESSAGE_STANDARD	Message format standard	OAG	Transaction table
3	TRANSACTION_TYPE	External Transaction Type for the business document	INVOICE	Trading partner table

Table C-1 Message Attributes in the XML Gateway Envelope

Attribute	Contents	Sample values	Data Source
4 TRANSACTION_SUBTYPE	External Transaction Subtype for the business document	PROCESS	Trading partner table
5 DOCUMENT_NUMBER	Business document number such as an invoice number	4083	Transaction log table
6 PARTYID	Supplier's trading partner identifier (ID)	21	Trading partner table
7 PARTY_SITE_ID	Source Trading Partner Location Code	41	Trading partner table
8 PARTY_TYPE	(Not used)		
9 PROTOCOL_TYPE	Transmission Protocol	SMTP, HTTP, HTTP-WM	Trading partner table
10 PROTOCOL_ADDRESS	Transmission Address	me@co.com, http://www.co.com:555	Trading partner table
11 USERNAME	User name		Outbound: Trading partner table if Connection is DIRECT; HUB Definition if HUB Inbound: FND_USER table
12 PASSWORD	Password		Outbound: Trading partner table if Connection is DIRECT; HUB Definition if HUB Inbound: FND_USER table
13 ATTRIBUTE1	(Determined by application)		
14 ATTRIBUTE2	(Determined by application)		
15 ATTRIBUTE3	Rerouting Location (used only if the messages is rerouted)		TARGET TP LOCATION CODE from trading partner table
16 ATTRIBUTE4	(Determined by application)		
17 ATTRIBUTE5	(Determined by application)		
18 PAYLOAD	XML business document	{XML Message}	

MESSAGE_TYPE

Payload message format. This is hard-coded as XML.

MESSAGE_STANDARD

Message format standard such as OAG as displayed in the Transaction window and entered in the XML Standard Set Up window.

TRANSACTION_TYPE

External Transaction Type for the business document from the trading partner table.

TRANSACTION_SUBTYPE

External Transaction Subtype for the business document from the trading partner table.

DOCUMENT_NUMBER

Identifier by which the buyer and supplier recognize the transaction, such as a purchase order or invoice number.

PARTY_SITE_ID

Source Trading Partner Location Code.

PROTOCOL_TYPE

Transmission protocol as defined in the trading partner table.

PROTOCOL_ADDRESS

Transmission address as defined in the trading partner table.

USERNAME

For outbound transactions, this is the USERNAME as defined in the trading partner table. For inbound ASNs, this is the Oracle iSupplier Portal user name from the Oracle Applications users (FND_USER) table.

PASSWORD

For outbound transactions, this is the password associated with the USERNAME defined in the trading partner table. For inbound ASNs, this is the Oracle iSupplier Portal password from the Oracle Applications users (FND_USER) table.

ATTRIBUTE3

For outbound messages, this field has the value from the Destination Trading Partner Location code in the trading partner table.

For inbound messages, the presence of this value generates another XML message that is sent to the trading partner identified in the Destination Trading Partner Location code in the trading partner table. This value must be recognized by the hub to forward the XML message to the final recipient of the XML Message. See the trading partner setup information in [Chapter 2](#) for details.

PAYLOAD

The XML message.

Parameters Defined by Application

The following parameters may be defined by the base application if the application chooses:

- ATTRIBUTE1
- ATTRIBUTE2
- ATTRIBUTE4
- ATTRIBUTE5

Index

A

advance shipment notices. See ASNs

ASNs

- detail-level requirements, A-57
- DTD, A-54
- EDI locations, 3-18
- example XML, B-17
- extensions DTD, A-57
- field descriptions, A-57
- high-level requirements, 3-5
- notifications, 3-7
- process flow directly to supplier, 3-5
- setup, 3-17
- testing, 3-28
- troubleshooting, 4-2
- XML solution overview, 1-2

C

change orders

- DTD, A-28
- example XML, B-10
- field descriptions, A-30
- process flow directly to supplier, 3-2
- process flow via Exchange, 2-2
- setup directly with supplier, 3-9
- setup via Exchange, 2-6
- troubleshooting, 4-1
- types, 2-2
- XML solution overview, 1-1

change_po

- DTD, A-28
- example XML, B-10

- field descriptions, A-30
- code conversions
 - ASNs, 3-31
 - purchase and change orders, 3-30
- Code Conversions window
 - ASN setup, 3-25
 - change order setup directly with supplier, 3-14
 - purchase order setup directly with supplier, 3-14
- concurrent programs. See processes

D

data mapping

- ASNs, 3-31
- Exchange setup, 2-20
- purchase and change orders, 3-30

DTDs

- ASN extensions, A-57
- ASNs, A-54
- change orders, A-28
- list of all, A-1
- oagis_domains.dtd, A-103
- oagis_entity_extensions.dtd, A-104
- oagis_extensions.dtd, A-72
- oagis_fields, A-89
- oagis_resources.dtd, A-89
- oagis_segments, A-78

E

- EDI locations setup for ASNs, 3-18
- envelope information, C-1
- Exchange setup, 2-18

extensions DTD
oagis_entity_extensions.dtd, A-104
oagis_extensions.dtd, A-72

F

field descriptions
change orders, A-30
purchase orders, A-4

H

Hub Definitions window, 2-9

L

locations setup for ASNs, 3-18

M

mapping
ASNs, 3-31
Exchange setup, 2-20
purchase and change orders, 3-30
Model 1 (via Exchange)
description, 2-1
process flow for change orders, 2-2
process flow for purchase orders, 2-2
Model 2 (direct with supplier)
description, 3-1
process flow for ASNs, 3-5
process flow for change orders, 3-2
process flow for purchase orders, 3-2
multiple organizations setup, 2-7, 3-9, 3-22

N

notifications, 5-3

O

oagis_domains.dtd, A-103
oagis_extensions.dtd, A-72
oagis_fields.dtd, A-89
oagis_resources.dtd, A-89
oagis_segments.dtd, A-78

Oracle Exchange setup, 2-18
Oracle Transport Agent
process for ASNs, 3-6
process for change orders directly to
supplier, 3-3
process for change orders via Exchange, 2-4, 2-5
process for purchase orders directly to
supplier, 3-3
process for purchase orders via Exchange, 2-4,
2-5
OTA. See Oracle Transport Agent

P

prerequisites, 1-3
process_po
DTD, A-2
example XML, B-1
field descriptions, A-4
processes
Workflow Agent Listener for ASNs, 3-27
Workflow Agent Listener for purchase and
change orders, 2-17, 3-15
profile options
ASNs, 3-26
change orders directly with supplier, 3-15
purchase orders directly with supplier, 3-15
setup via Exchange, 2-17
purchase orders
DTD, A-2
example XML, B-1
field descriptions, A-4
process flow directly to supplier, 3-2
process flow via Exchange, 2-2
setup directly with supplier, 3-9
setup via Exchange, 2-6
troubleshooting, 4-1
types, 2-2
XML solution overview, 1-1

R

Receiving Interface Errors Report, 3-7
Receiving Open Interface
in the ASN flow, 3-7

role in ASN flow, 3-7

validation, A-58

Receiving Transaction Processor

role in ASN flow, 3-7

running, 3-27

requirements

prerequisites, 1-3

software, 1-3

S

setup

ASNs, 3-17

change orders directly with supplier, 3-9

change orders via Exchange, 2-6

purchase orders directly with supplier, 3-9

purchase orders via Exchange, 2-6

setup by supplier

ASNs, 3-30

change orders directly with buyer, 3-16

change orders via Exchange, 2-18, 2-26

purchase orders directly with buyer, 3-16

purchase orders via Exchange, 2-18, 2-26

shipment_extensions, A-57

show_shipment

DTD, A-54

example XML, B-17

field descriptions, A-57

software

prerequisites, 1-3

requirements, 1-3

T

Trading Partner Setup window

ASN setup, 3-22

change order setup directly with supplier, 3-13

purchase order setup directly with
supplier, 3-10

transaction delivery setup on Exchange, 2-19

transactions

change order types, 3-2

purchase order types, 3-2

troubleshooting

ASNs, 4-2

purchase and change orders, 4-1

W

when transactions are sent

ASNs, 3-5

change orders, 2-2, 3-2

purchase orders, 2-2, 3-2

workflow

events, 5-1

notifications, 5-3

subscriptions, 5-2

Workflow Agent Listener

for ASNs, 3-27

for purchase and change orders, 2-17, 3-15

X

XML documents

ASN example, B-17

change order example, B-10

purchase order example, B-1

XML field descriptions

ASNs, A-57

change orders, A-30

purchase orders, A-4

XML Gateway

envelope information, C-1

process for ASNs, 3-7

process for change orders, 2-3, 3-3

process for purchase orders, 2-3, 3-3

profile options for ASN setup, 3-26

profile options for change and purchase
orders, 2-17, 3-15

purchase and change order setup directly with
supplier, 3-9

setup for ASNs, 3-22

setup via Exchange, 2-7

